



Florida Department of Health
Division of Medical Quality Assurance

Annual Report & Long-Range Plan

Fiscal Year 2016-2017

Celeste Philip, MD, MPH
State Surgeon General and Secretary

Rick Scott
Governor

MISSION

To protect, promote and improve the health of all people in Florida through integrated state, county and community efforts.

VISION

To be the healthiest state in the nation.

VALUES

INNOVATION

We search for creative solutions and manage resources wisely.

COLLABORATION

We use teamwork to achieve common goals and solve problems.

ACCOUNTABILITY

We perform with integrity and respect.

RESPONSIVENESS

We achieve our mission by serving our customers and engaging our partners.

EXCELLENCE

We promote quality outcomes through learning and continuous performance improvement.



CONTENTS

| | |
|-------------------------------------------------------------|-----------|
| Message from the State Surgeon General and Secretary | 01 |
| Message from the Division Director | 02 |
| Executive Summary | 03 |
| Structure of Medical Quality Assurance (MQA) | 04 |
| Long-Range Plan FY 2016-2018 | 05 |
| Reduction of Year-Old Cases | 07 |
| Disciplinary Guidelines | 08 |
| Appendix: Information Tables | 10 |
| Contact Us/Feedback | |



The Florida Department of Health is committed to improving the health of every Floridian, and I am extremely proud of the strides we have made during the 2016-2017 fiscal year towards this goal. We are dedicated to mitigating any risks that could impact the health and well-being of Floridians, and we are devoted to serving this state efficiently and effectively.

Within the last decade, the rates of fatal opioid overdoses has increased in the United States, prompting the Centers for Disease Control and Prevention to declare a national opioid epidemic. Earlier this year, following a series of community workshops held by the Department of Children and Families (DCF), Department of Health (DOH) and Department of Law Enforcement (FDLE), Governor Rick Scott signed an Executive Order declaring an opioid epidemic in Florida. This allowed for \$27 million in federal grant funding to be distributed by DCF to provide prevention, treatment and recovery support services. As State Surgeon General, I declared a public health emergency across the state, implementing a standing order for naloxone that gives first responders immediate access to the emergency drug used to treat drug overdoses.

Employees from DOH stepped up and worked tirelessly to implement these measures. The Division of Medical Quality Assurance (MQA) worked to ensure that the thousands of licensed pharmacists in Florida were prepared to comply with the order. This included updating the Board of

Pharmacy website with helpful information and distributing correspondence to licensed pharmacists. I am grateful for their assistance, which will help curb an epidemic that has claimed the lives of so many Floridians.

MQA's assistance throughout the ongoing response to the opioid epidemic is just one example of how MQA works to support DOH's efforts. As the liaison between the public, health care professionals and the professional boards and councils, MQA ensures that DOH effectively licenses, regulates, and informs health care professionals to achieve our overall mission of promoting and protecting the health and safety of all people in Florida.

MQA decreased the amount of time to complete an initial inspection of facilities prior to licensure to just under six days. This allowed qualified applicants to open their businesses faster, which benefits Florida's citizens and the economy.

In addition, MQA unveiled a new Florida Health Care Complaint Portal that resulted in a 45 percent reduction in non-jurisdictional complaints. If a health care complaint is submitted and is non-jurisdictional, it can take longer to resolve, confuse consumers and slow down the complaint process at each agency. The portal, which was developed through collaboration with the Agency for Health Care Administration, reduced these obstacles by asking consumers a series of questions and directing them to the most appropriate agency to resolve the issue.

Moving forward, MQA remains focused on process improvements and continuing its dedication to serving residents and health care professionals. I applaud MQA's dedicated staff and all they accomplished this year. I am confident MQA will continue its stellar performance and accomplish our mission to protect, promote and improve the health of all people in Florida by working together with our boards, professional societies and many partners.

A stylized, handwritten signature in black ink, likely belonging to Celeste Philip.

Celeste Philip, MD, MPH
State Surgeon General and Secretary



As the Director of the Division of Medical Quality Assurance (MQA), I am pleased to present the Annual Report and Long-Range Plan for the 2016-2017 fiscal year. MQA made considerable progress toward meeting strategic goals in licensing and regulation, and this report chronicles our progress and achievements.

Regulatory efficiency remains a strategic priority, as evidenced by a 31.9 percent reduction in licensure time. We applied innovative thinking, strengthened collaborative relationships with our internal and external stakeholders and routinely evaluated and streamlined processes to ensure we provide quality services to our licensees and health care consumers.

This is evidenced by MQA's new and improved Online Services Portal, which provides a streamlined, user-friendly experience to over one million licensed health care professionals and applicants in Florida. In addition, MQA expanded marketing efforts for the "Are You Renewal Ready?" campaign, which educates licensees about tracking and reporting their continuing education credits for license renewal.

MQA also offered several licensure support services to qualified military families in Florida. One such service is the Florida Veterans Application for Licensure Online Response system (VALOR), which provides expedited licensing for honorably discharged veterans and spouses seeking licensure

in most health care professions. Military veterans and spouses who apply through the VALOR process are granted a waiver for most licensing fees. In the last three fiscal years, the number of applications approved for health care licensure of military spouses and honorably discharged veterans increased from 150 (2015-2016) to 299 in the 2016-2017 fiscal year.

Ensuring the public's safety remains a top priority of MQA. The Unlicensed Activity (ULA) Program protects Florida residents and visitors from potentially serious and dangerous consequences of receiving medical and health care services from an unlicensed provider. In addition to enforcing unlicensed health care activity, the program provides education and outreach to the public to increase program awareness. A new ULA webpage was created to enhance public education and outreach. The webpage contains information about the program, applicable laws, information for law enforcement partners, and links for the public to verify a license, research disciplinary actions and file a complaint against a provider. Also included is information about what to look for in a licensed health care provider, a Frequently Asked Questions (FAQs) section and a tab containing statistics about the program.

MQA is dedicated to helping licensees get to work faster and at a lower cost. During this fiscal year, the average time to issue licenses to qualified applicants improved by 31.9 percent from 1.63 days (2015-2016) to 1.11 days. The average time to renew a license for a qualified applicant is less than one day (0.31 day), which remains well below our target performance standard of one day. Moreover, the average number of days to complete an opening pharmacy inspection improved significantly, from 20.49 days in 2015-2016 to 11.09 days in 2016-2017.

MQA is focused on successfully accomplishing goals as we help the department achieve its mission of protecting, promoting, and improving the health of all people in Florida through integrated state, county, and community efforts.

A handwritten signature in black ink, reading "Lucy C. Gee".

Lucy C. Gee, MS
Division Director

EXECUTIVE SUMMARY

The Division of Medical Quality Assurance (MQA) is dedicated to the mission of the Florida Department of Health to protect, promote and improve the health of all people in Florida through integrated state, county, and community efforts. Working in conjunction with 22 boards and four councils, MQA licenses and regulates seven types of health care facilities and more than 200 license types in over 40 professions. The 2016-2017 Annual Report for MQA, as required by section 456.026, Florida Statutes, contains the division's long-range plan and performance data and statistics related to the regulation of health care practitioners and facilities established in section 20.43(3)(g), Florida Statutes. Additionally, this report includes financial information relating to the division's revenues, expenditures, cash balances and adequacy of existing fees for the 2016-2017 fiscal year. The information provided in this report is organized around MQA's three key processes of licensure, enforcement, and information, with an emphasis on performance-driven results.

Regarding licensure, MQA is consistently focused on improving business processes to meet the demands of a growing health care industry. During the 2016-2017 fiscal year, the division issued 100,058 initial health care profession licenses. To best serve Florida's 1.2 million health care professionals, the division recently launched the new and improved Online Services Portal. This portal provides a user-friendly system that allows health care licensees and applicants to have more control over their licenses and applications. Currently, nearly 95 percent of health care practitioners are renewing their licenses online.

We are committed to making Florida a welcoming place to live and work for our armed forces and their families. Effective July 1, 2016, the Veterans Application for Licensure Online Response (VALOR) process for expedited licensing and fee waivers was expanded to a broader group of qualified military veterans and spouses of active duty service members for most health care professions. During the 2016-2017 fiscal year, 299 military veterans and spouses were licensed through VALOR.

MQA strengthened its investigative and enforcement efforts to ensure the safety of Florida's residents and visitors. During the 2016-2017 fiscal year, MQA investigators followed up on 22,137 complaints filed against licensees and the department issued 285 emergency orders restricting and/or suspending licenses of health care practitioners for serious violations that posed an immediate and serious threat to the public.

MQA's Unlicensed Activity (ULA) program is dedicated to protecting Florida's residents and visitors from potentially serious and dangerous consequences of receiving health care services from an unlicensed person. The ULA unit works in conjunction with law enforcement and the state attorney's office to prosecute individuals practicing without a license and actively provides education and outreach to stakeholders with a vested interest in protecting the public. During the 2016-2017 fiscal year, ULA investigators followed up on 1,376 complaints regarding unlicensed activity and issued 573 cease and desist notices.

Regarding information, MQA tracked, monitored and responded to 4,453 public record requests and 529 media requests. Through our commitment to providing excellent customer service, MQA's Customer Call Center received and responded to 537,476 requests. Additionally, customers have the option to provide feedback through the Online Customer Service System.

Unhealthy weight remains one of the top health threats, and MQA is committed to helping achieve the department's goal to be the healthiest state in the nation. The division, through its boards and councils, continued to facilitate conversations about healthy weight between health care practitioners and the public. This fiscal year, MQA accounted for a total of 97 Healthiest Weight related events. Events included board meetings, conference/association meetings, public outreach and speaking engagements.

The division continuously reviews the adequacy of the MQA trust fund. During the past year, the MQA trust fund maintained a sufficient cash balance, as recurring revenues are adequate to cover existing recurring expenditures. MQA is committed to ensuring administrative costs foster a healthy and successful business environment for the health care industry in Florida.

STRUCTURE OF MQA

BOARDS

Boards are responsible for approving or denying licensure applicants, reviewing and approving continuing education courses and providers, promulgating administrative rules authorized by statute, determining probable cause, and disciplining licensees found to be in violation of applicable laws. MQA helps to support the Governor's appointment of people to serve on 22 regulatory boards comprising 180 professional and lay persons.

| MQA REGULATORY BOARDS | |
|---------------------------------------------------------------------------------|--------------------------------|
| Acupuncture | Occupational Therapy |
| Athletic Trainers | Opticianry |
| Chiropractic Physician | Optometry |
| Clinical Laboratory Personnel | Orthotists and Prosthetists |
| Clinical Social Work, Marriage and Family Therapy, and Mental Health Counseling | Osteopathic Physicians |
| Dentistry | Pharmacy |
| Hearing Aid Specialists | Physical Therapy |
| Massage Therapy | Podiatric Medicine |
| Medicine | Psychology |
| Nursing | Respiratory Care |
| Nursing Home Administrators | Speech-Pathology and Audiology |

| |
|-------------------------------------------------------------|
| DIRECTOR DIVISION OF MEDICAL QUALITY ASSURANCE |
| BUREAU OF HEALTH CARE PRACTITIONER REGULATION |
| BUREAU OF ENFORCEMENT |
| BUREAU OF OPERATIONS |

COUNCILS

Four councils serve in an advisory capacity to either the department or a board. Members are appointed by the State Surgeon General and/or the board under which the council operates.

| COUNCIL NAME | APPOINTING AUTHORITY |
|----------------------------------|-----------------------------------------------------------------------------|
| Dietetics and Nutrition Practice | Board of Medicine |
| Electrolysis | Board of Medicine |
| Licensed Midwifery | State Surgeon General |
| Physician Assistants | Board of Medicine Board of Osteopathic Medicine State Surgeon General |

DEPARTMENT-REGULATED PROFESSIONS/FACILITIES

| | |
|---------------------------------|-------------------------|
| Certified Master Social Workers | Pain Management Clinics |
| Dental Laboratories | Paramedics |
| Emergency Medical Technicians | Radiologic Technicians |
| Office Surgery Registration | School Psychologists |

INTERESTED IN AN APPOINTMENT TO A BOARD OR COUNCIL?

MQA Boards conduct in-person meetings in locations throughout the state during predetermined dates during the year. Each meeting is scheduled for one or two days. In addition, a Board can meet through teleconferencing or using other technological means as often as necessary to complete its business. Board members are volunteers, but may be eligible to be reimbursed for travel expenses and/or per diem. If you are interested in serving on a board, please complete the online Gubernatorial Appointments Questionnaire at www.flgov.com/appointment or contact the Governor's Appointments Office at 850-717-9243. If you are interested in serving on a council, please complete the Department of Health Questionnaire for Appointments at <https://apps.floridahealth.gov/bcquestionnaire/>. You may also obtain a questionnaire by emailing BoardsandCouncils@flhealth.gov.

LONG-RANGE PLAN 2016-2018

The MQA Long-Range Plan for Fiscal Years 2016-2018 details the division's strategic priorities, operational goals, and key measures to monitor the performance of the division. Section 456.005, Florida Statutes, requires MQA to develop and implement a long-range plan. This plan serves as a road map for accomplishing our mission. It is an active plan, and is revised to remain current with trends in health care services and regulation.

DOH Strategic Priority Areas

STRATEGIC PRIORITY: LONG, HEALTHY LIFE

Goal: Increase healthy life expectancy

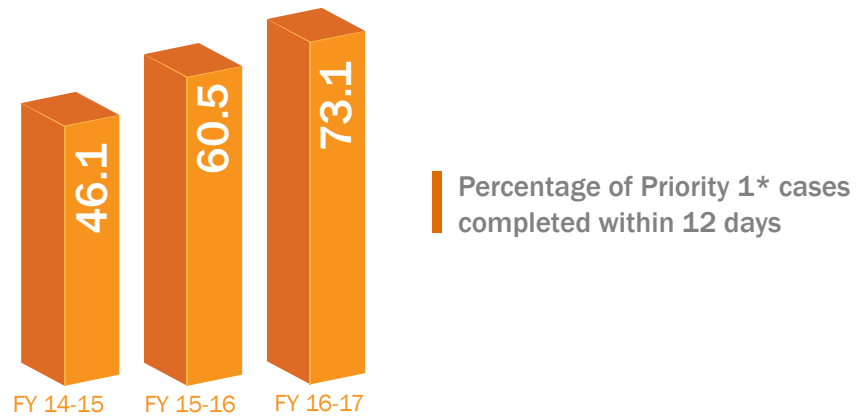
MQA Strategy:

Enforce health care standards through timely discipline of individuals and facilities found in violation of the law

Measure:

Percentage of Priority 1* cases completed within 12 days

*Highest priority investigations



STRATEGIC PRIORITY: EFFECTIVE AGENCY PROCESSES

Goal: Establish a regulatory structure that supports the state's strategic priorities related to global competitiveness and economic growth

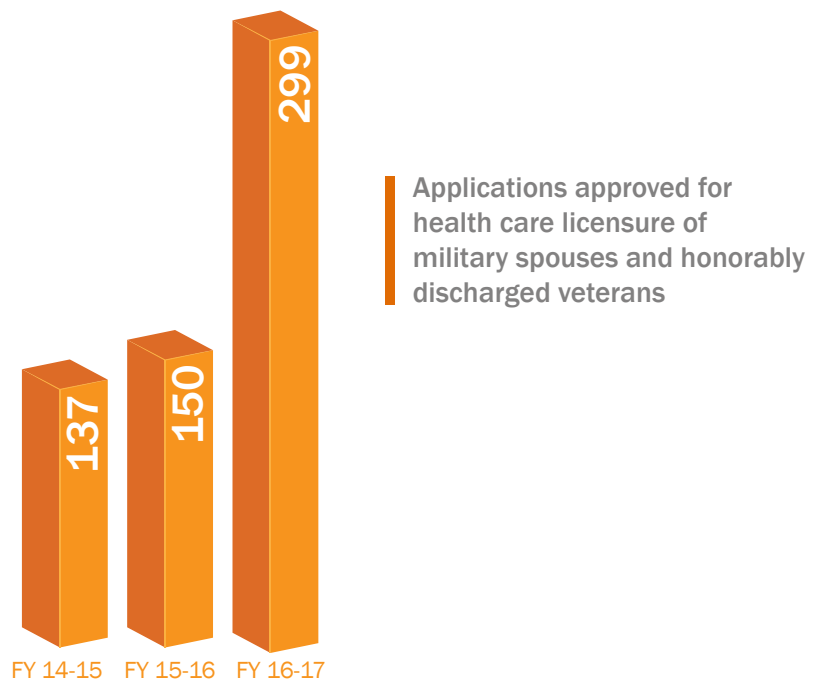
MQA Strategy:

License health care professionals more timely and efficiently

Measure:

Health care licensure applications submitted by and approved for active duty service members, military veterans, and their spouses through the VALOR expedited licensing process since its inception*

*This measure only includes individuals licensed under section 456.024, Florida Statutes, the expedited health care licensure process for active duty service members and military veterans who submit proof of his/her honorable discharge either 6 months before or 6 months after the date of submission of the application, and for their spouses who hold an active, unencumbered license in another state, territory, or possession of the United States and are seeking licensure during his/her spouse's active duty assignment in Florida.

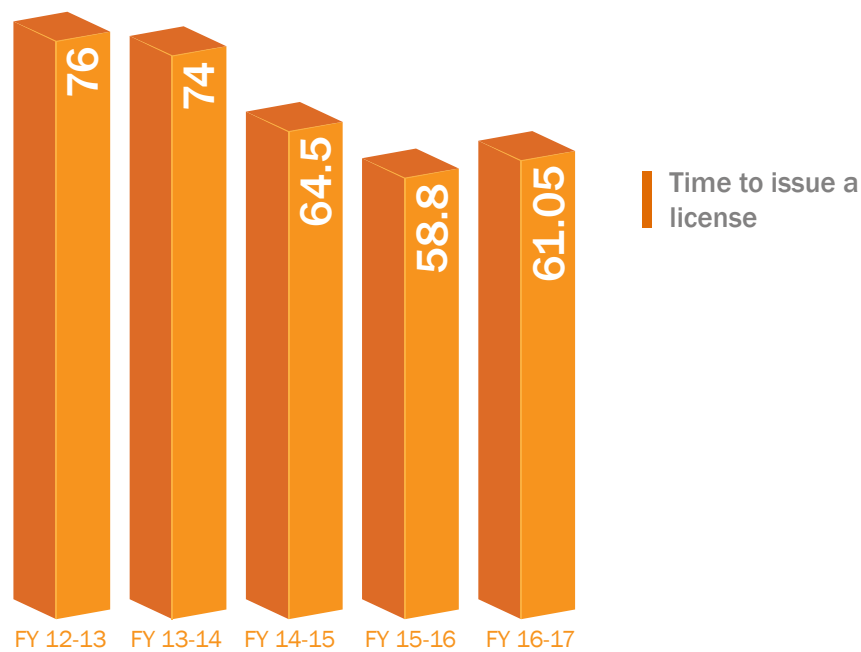


STRATEGIC PRIORITY: REGULATORY EFFICIENCY

Goal: Establish a regulatory structure that supports the state’s strategic priorities related to global competitiveness and economic growth

MQA Strategy:
License health care professionals more timely and efficiently

Measure:
Time to issue a license



REDUCTION OF YEAR-OLD CASES

In the 2015-2016 Annual Report, the Prosecution Services Unit (PSU) reported a total of 1,901 disciplinary proceedings not completed within one year.¹

For the 2016-2017 fiscal year, PSU concluded the year with a total of 2,464 disciplinary cases that have not been completed within one year. Of the total number of year-and-older cases in PSU, 50.2 percent of them are 2016 cases, meaning that they are only one year old.

Although the total PSU year-and-older inventory for the 2016-2017 fiscal year represents a 29.6 percent increase from fiscal year 2015-2016, the inventory from the Board of Massage Therapy fingerprinting cases account for that increase. In 2015, the Board of Massage Therapy began requiring background checks for all licensed massage therapists, resulting in the department becoming aware of many previously unreported convictions from massage therapists. Additionally, some therapists failed to comply with the requirement to obtain back ground screening, resulting in an increase in disciplinary cases for that board. Not including the Board of Massage Therapy's year-and-older inventory, PSU presently has 1,084 year-and-older cases. In 2015-2016, PSU had 1,266 cases excluding the massage inventory. This means that PSU has decreased the year-and-older inventory for all other professions by 14.4 percent.

The Board of Massage Therapy inventory backlog has resulted in the year-and-older inventory for the profession growing from 635 cases last year to 1,380 cases for FY 2016-2017. This is an increase of 745 cases or 117 percent.

| | FY 15-16 | FY 16-17 | Results |
|-------------------------------------------------|----------|----------|------------------------------------------------------|
| Total 1+ Year Inventory | 1,901 | 2,464 | 29.6% Increase 50.2 % of the cases are 2016 cases |
| Total 1+ Year Inventory without Massage Therapy | 1,266 | 1,084 | 14.4% Decrease |
| Total 1+ Year Massage Therapy Inventory | 635 | 1,380 | 117% Increase |

PSU implemented an attorney training program for all incoming attorneys and continued training is required for all attorneys within PSU to ensure that all prosecuting attorneys are aware of the internal processes of MQA and how best to efficiently and effectively prosecute disciplinary cases. PSU has also successfully used resources from all sections within the unit to prioritize and refer cases to the Division of Administrative Hearings for professions with formal hearing request backlogs. This leads to the attorneys gaining additional specialized knowledge about all regulated professions as well as honing their litigation skills. PSU is addressing the most efficient way to conclude prosecution of the aging Board of Massage Therapy inventory at the lowest cost for the department while continuing to advance the department's goal to establish a regulatory structure that supports the state's strategic priorities related to global competitiveness and economic growth.

¹Although Section 456.073(4), Florida Statutes, provides that cases in which a licensee properly requests a formal hearing before the Division of Administrative Hearings are not required to be presented to the applicable board within 1 year after the filing of a complaint, PSU has historically included those cases in its year-and-older inventory report

DISCIPLINARY GUIDELINES

Section 456.079, Florida Statutes, requires the MQA Annual Report and Long-Range Plan to contain a status update on development and implementation of rules providing for disciplinary guidelines.

| Board/Council Rules | Rule Number | Title/Description | Rule Development Published | Notice Published | Adopted | Effective |
|--------------------------------------------------------------------------------|---------------|---------------------------------------------------------------------------------------|----------------------------|------------------|------------|------------|
| Acupuncture | 64B1-9.001 | Disciplinary Guidelines | 5/31/2017 | | | |
| Athletic Training | 64B33-5.006 | Minor Violations | 10/06/2016 | 10/21/2016 | 12/13/2016 | 01/02/2017 |
| Clinical Social Work, Marriage and Family Therapy and Mental Health Counseling | 64B4-5.001 | Disciplinary Guidelines | 10/12/2016 | 06/13/2017 | | |
| Clinical Social Work, Marriage and Family Therapy and Mental Health Counseling | 64B4-5.005 | Minor Violations, Notice of Compliance | 04/04/2017 | 04/26/2017 | | |
| Clinical Social Work, Marriage and Family Therapy and Mental Health Counseling | 64B4-5.007 | Citations | 04/04/2017 | 04/24/2017 | | |
| Clinical Lab | 64B3-12.001 | Disciplinary Guidelines | 10/12/2016 | | | |
| Dietetics and Nutrition | 64B8-44.003 | Disciplinary Guidelines | 11/02/2016 | 05/03/2017 | 05/16/2017 | 06/05/2017 |
| Electrolysis | 64B8-55.001 | Disciplinary Guidelines | 10/17/2016 | 12/16/2016 | 02/02/2017 | 02/22/2017 |
| Electrolysis | 64B8-55.002 | Citations | 08/11/2016 | 01/12/2017 | 01/26/2017 | 02/15/2017 |
| Hearing Aid Specialists | 64B6-7.006 | Minor Violations; Notices of Noncompliance | 08/24/2016 | 11/23/2016 | | |
| Medicine | 64B8-30.014 | Citation Authority | 11/29/2016 | 3/15/2017 | 04/27/2017 | 05/17/2017 |
| Medicine | 64B8-30.015 | Disciplinary Guidelines | 11/29/2016 | 03/15/2017 | 04/27/2017 | 05/17/2017 |
| Medicine | 64B9-31.009 | Citation Authority | 11/29/2016 | 03/15/2017 | 04/18/2017 | 05/08/2017 |
| Medicine | 64B8-31.010 | Disciplinary Guidelines | 11/29/2016 | 03/15/2017 | 04/18/2017 | 05/08/2017 |
| Nursing | 64B9-15.0095 | Citation for Certified Nursing Assistants | 12/15/2016 | 04/24/2017 | 05/31/2017 | 06/20/2017 |
| Nursing | 64B9-15.0096 | Mediation | 04/24/2017 | 05/11/2017 | 06/12/2017 | 07/02/2017 |
| Nursing | 64B9-15.0097 | Notice of Non-Compliance – Minor Violations | 04/24/2017 | 05/11/2017 | | |
| Nursing | 64B9-15.0097 | Notice of Non-Compliance – Minor Violations | 04/24/2017 | 05/11/2017 | | |
| Nursing Home Administrator | 64B10-14.004 | Disciplinary Guidelines; Range of Penalties; Aggravating and Mitigating Circumstances | 10/17/2016 | | | |
| Opticianry | 64B12-8.020 | Disciplinary Guidelines | 05/10/2017 | | | |
| Orthotists and Prosthetists | 64B14-7.003 | Disciplinary Guidelines | 05/04/2015 | 06/02/2017 | | |
| Osteopathic Medicine | 64B15-6.01051 | Citation Authority | 11/29/2016 | 03/15/2017 | 04/27/2017 | 05/17/2017 |
| Osteopathic Medicine | 64B15-6.011 | Disciplinary Guidelines | 11/29/2016 | 03/15/2017 | 04/27/2017 | 05/17/2017 |
| Osteopathic Medicine | 64B15-7.009 | Citation Authority | 11/29/2016 | 03/15/2017 | 04/18/2017 | 05/08/2017 |

DISCIPLINARY GUIDELINES

| Board/Council Rules | Rule Number | Title/Description | Rule Development Published | Notice Published | Adopted | Effective |
|----------------------|--------------|-------------------------|----------------------------|------------------|------------|------------|
| Osteopathic Medicine | 64B15-7.010 | Disciplinary Guidelines | 11/29/2016 | 03/15/2017 | 04/18/2017 | 05/08/2017 |
| Pharmacy | 34B16-30.002 | Minor Violations | 04/26/2017 | | | |
| Podiatric Medicine | 64B18-14.002 | Disciplinary Guidelines | 11/03/2016 | 02/27/2017 | 03/30/2017 | 04/19/2017 |
| Psychology | 64B19-17.002 | Disciplinary Guidelines | 03/02/2017 | 05/25/2017 | 06/01/2017 | 06/21/2017 |
| Respiratory Care | 64B32-5.001 | Disciplinary Guidelines | 11/02/2016 | 04/27/2017 | | |

Appendix

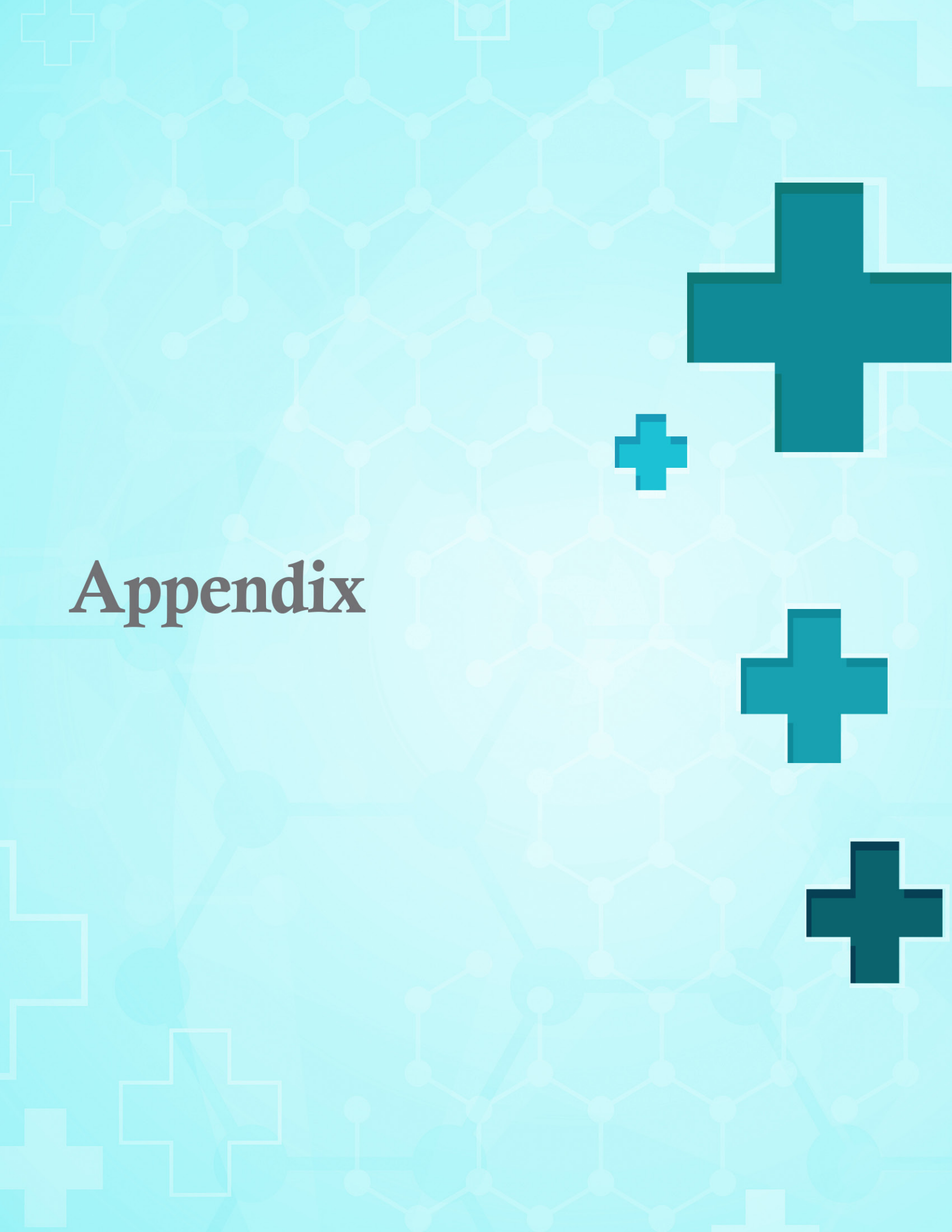


Table 1: Summary of Licensed Practitioners

With the economy on the rise, Florida has become the perfect climate for families and businesses alike to grow. To help sustain this growth, the Florida Department of Health has made a concerted effort to reduce regulation and eliminate unnecessary barriers to licensure. Since 2010, Florida's licensed health care population has increased by 16.3 percent. To ensure every practitioner has the necessary education and experience to obtain a license, the Division of Medical Quality Assurance (MQA) developed a robust licensure process which thoroughly reviews applications. Florida was also one of the first states to include background screenings in its credentialing process. MQA is committed to getting practitioners to work and since the last fiscal year, the average time to issue an initial license to qualified applicants improved by 31.9 percent.

| Profession | In-State Active | In-State Inactive | In-State Delinquent | Out-of-State Active | Out-of-State Inactive | Out-of-State Delinquent | Military Active | All Retired | Totals |
|----------------------------------------------------------------------|-----------------|-------------------|---------------------|---------------------|-----------------------|-------------------------|-----------------|-------------|--------|
| Acupuncturist | 2,198 | 26 | 101 | 254 | 46 | 30 | 4 | 55 | 2,714 |
| Athletic Trainer | 2,099 | 15 | 371 | 251 | 6 | 92 | 7 | 30 | 2,871 |
| Certified Social Workers - Certified Master Social Worker | 4 | 0 | 0 | 2 | 0 | 0 | 0 | 0 | 6 |
| Chiropractic Medicine - Certified Chiropractic Physician's Assistant | 199 | 7 | 36 | 1 | 0 | 3 | 0 | 2 | 248 |
| Chiropractic Medicine - Chiropractic Faculty Certificate | 12 | 0 | 0 | 2 | 0 | 0 | 0 | 0 | 14 |
| Chiropractic Medicine - Chiropractic Physician | 5,415 | 56 | 143 | 644 | 239 | 166 | 11 | 292 | 6,966 |
| Chiropractic Medicine - Registered Chiropractic Assistant | 3,800 | 0 | 4 | 12 | 0 | 0 | 0 | 0 | 3,816 |
| Clinical Laboratory Personnel - Clinical Laboratory Personnel | 13,929 | 221 | 1,055 | 1,717 | 145 | 393 | 35 | 421 | 17,916 |
| Clinical Laboratory Personnel - Clinical Laboratory Trainee | 432 | 0 | 0 | 19 | 0 | 0 | 0 | 0 | 451 |
| Clinical Laboratory Personnel - Clinical Laboratory Training Program | 39 | 0 | 0 | 15 | 0 | 0 | 0 | 0 | 54 |
| Clinical Social Work - Licensed Clinical Social Worker | 8,895 | 52 | 478 | 1,034 | 100 | 187 | 23 | 258 | 11,027 |
| Clinical Social Work - Provisional Clinical Social Worker Licensee | 41 | 0 | 0 | 11 | 0 | 0 | 0 | 0 | 52 |
| Clinical Social Work - Registered Clinical Social Worker Intern | 4,463 | 0 | 3 | 74 | 0 | 0 | 5 | 0 | 4,545 |
| Dentistry - Dentist | 11,629 | 35 | 241 | 2,117 | 132 | 205 | 86 | 793 | 15,238 |
| Dentistry - Dental Expert Witness Certificate | 10 | 0 | 0 | 39 | 0 | 0 | 0 | 0 | 49 |
| Dentistry - Dental Hygienist | 12,215 | 84 | 474 | 1,657 | 158 | 225 | 92 | 497 | 15,402 |
| Dentistry - Dental Radiographer | 27,600 | 0 | 0 | 226 | 0 | 0 | 0 | 0 | 27,826 |
| Dentistry - Dental Residency Permits | 379 | 0 | 0 | 26 | 0 | 0 | 0 | 0 | 405 |
| Dentistry - Dental Teaching Permits | 193 | 0 | 0 | 2 | 0 | 0 | 0 | 0 | 195 |
| Dentistry - Dental Temporary Certificate | 35 | 0 | 8 | 2 | 0 | 0 | 0 | 0 | 45 |
| Dentistry - Dental-Health Access Dental | 34 | 0 | 3 | 12 | 0 | 3 | 0 | 6 | 58 |
| Dietetics & Nutrition Practice Council - Dietetics/Nutritionist | 3,943 | 9 | 373 | 299 | 8 | 120 | 13 | 63 | 4,828 |
| Dietetics & Nutrition Practice Council - Nutrition Counselor | 70 | 1 | 13 | 10 | 1 | 2 | 0 | 17 | 114 |
| Electrolysis Council - Electrologist | 1,303 | 13 | 235 | 24 | 3 | 17 | 2 | 43 | 1,640 |
| Emergency Medical Services - Emergency Allergy Treatment Licensee | 19 | 0 | 0 | 0 | 0 | 0 | 0 | 0 | 19 |
| Emergency Medical Services - Emergency Medical Technician | 32,074 | 246 | 7,053 | 672 | 26 | 306 | 30 | 2 | 40,409 |
| Emergency Medical Services - Paramedic | 29,242 | 193 | 2,007 | 1,044 | 48 | 258 | 18 | 1 | 32,811 |
| Hearing Aid Specialists - Hearing Aid Specialist | 917 | 8 | 126 | 45 | 2 | 18 | 2 | 51 | 1,169 |
| Hearing Aid Specialists - Hearing Aid Specialist Trainee | 118 | 57 | 0 | 0 | 1 | 0 | 0 | 0 | 176 |

Table 1: Summary of Licensed Practitioners (continued)

| Profession | In-State Active | In-State Inactive | In-State Delinquent | Out-of-State Active | Out-of-State Inactive | Out-of-State Delinquent | Military Active | All Retired | Totals |
|---------------------------------------------------------------------------------------|--------------------|----------------------|------------------------|------------------------|--------------------------|----------------------------|--------------------|----------------|--------|
| Marriage and Family Therapy - Licensed Marriage and Family Therapist | 1,845 | 16 | 93 | 165 | 16 | 33 | 0 | 71 | 2,239 |
| Marriage and Family Therapy - Provisional Marriage and Family Therapist Licensee | 21 | 0 | 0 | 0 | 0 | 0 | 0 | 0 | 21 |
| Marriage and Family Therapy - Registered Marriage and Family Therapist Intern | 1,122 | 0 | 3 | 22 | 0 | 0 | 0 | 0 | 1,147 |
| Massage Therapy - Approved Massage School | 172 | 0 | 0 | 1 | 0 | 0 | 0 | 0 | 173 |
| Massage Therapy - Massage Therapist | 34,420 | 336 | 3,335 | 4,514 | 141 | 527 | 141 | 804 | 44,218 |
| Massage Therapy - Massage Therapy Apprentice | 87 | 0 | 0 | 0 | 0 | 0 | 0 | 0 | 87 |
| Medical Physicist - Diagnostic Radiological Physicist | 46 | 0 | 3 | 49 | 0 | 7 | 0 | 3 | 108 |
| Medical Physicist - Medical Health Physicist | 24 | 0 | 1 | 11 | 0 | 2 | 0 | 2 | 40 |
| Medical Physicist - Medical Nuclear Radiological Physicist | 33 | 0 | 1 | 27 | 0 | 2 | 0 | 4 | 67 |
| Medical Physicist - Medical Physicist in Training | 42 | 0 | 0 | 16 | 0 | 0 | 0 | 0 | 58 |
| Medical Physicist - Therapeutic Radiological Physicist | 259 | 0 | 13 | 118 | 0 | 37 | 0 | 3 | 430 |
| Medicine - Anesthesiologist Assistants | 290 | 0 | 18 | 33 | 2 | 11 | 0 | 2 | 356 |
| Medicine - House Physician | 275 | 0 | 0 | 15 | 0 | 0 | 0 | 0 | 290 |
| Medicine - Limited License Medical Doctor | 131 | 5 | 31 | 6 | 0 | 5 | 0 | 22 | 200 |
| Medicine - Medical Doctor | 50,882 | 103 | 1,283 | 17,963 | 540 | 2,056 | 127 | 2,990 | 75,944 |
| Medicine - Medical Doctor Expert Witness Certificate | 18 | 0 | 0 | 1,901 | 0 | 0 | 0 | 0 | 1,919 |
| Medicine - Medical Doctor Limited to Cleveland Clinic | 0 | 0 | 0 | 0 | 0 | 0 | 0 | 0 | 0 |
| Medicine - Medical Doctor Limited to Mayo Clinic | 1 | 0 | 0 | 0 | 0 | 0 | 0 | 0 | 1 |
| Medicine - Medical Doctor Public Health Certificate | 2 | 0 | 0 | 0 | 0 | 0 | 0 | 0 | 2 |
| Medicine - Medical Doctor Public Psychiatry Certificate | 0 | 0 | 0 | 0 | 0 | 0 | 0 | 0 | 0 |
| Medicine - Medical Faculty Certificate | 59 | 0 | 0 | 5 | 0 | 0 | 0 | 0 | 64 |
| Medicine - Physician Assistant (PA) | 7,676 | 11 | 300 | 957 | 32 | 214 | 54 | 127 | 9,371 |
| Medicine - Resident Registration | 4,507 | 0 | 0 | 1,657 | 0 | 0 | 0 | 0 | 6,164 |
| Medicine - Temporary Area of Critical Need - Medical Doctor | 528 | 4 | 10 | 156 | 2 | 17 | 0 | 12 | 729 |
| Mental Health Counseling - Licensed Mental Health Counselor | 10,133 | 86 | 404 | 759 | 81 | 118 | 11 | 285 | 11,877 |
| Mental Health Counseling - Provisional Mental Health Counselor Licensee | 119 | 0 | 0 | 29 | 0 | 0 | 0 | 0 | 148 |
| Mental Health Counseling - Registered Mental Health Counselor Intern | 5,378 | 0 | 7 | 120 | 0 | 1 | 5 | 0 | 5,511 |
| Midwifery - Midwife | 185 | 4 | 11 | 11 | 0 | 5 | 0 | 18 | 234 |
| Nursing - Advanced Registered Nurse Practitioner (ARNP) | 22,595 | 66 | 623 | 3,068 | 130 | 706 | 77 | 440 | 27,705 |
| Nursing - Advanced Registered Nurse Practitioner/Clinical Nurse Specialist (ARNP/CNS) | 22 | 0 | 0 | 6 | 0 | 2 | 2 | 0 | 32 |

Table 1: Summary of Licensed Practitioners (continued)

| Profession | In-State Active | In-State Inactive | In-State Delinquent | Out-of-State Active | Out-of-State Inactive | Out-of-State Delinquent | Military Active | All Retired | Totals |
|-------------------------------------------------------------------------|--------------------|----------------------|------------------------|------------------------|--------------------------|----------------------------|--------------------|----------------|---------|
| Nursing - Certified Nursing Assistant (CNA) Programs | 213 | 0 | 0 | 0 | 0 | 0 | 0 | 0 | 213 |
| Nursing - Certified Nursing Assistant (CNA) | 146,495 | 0 | 42,209 | 2,793 | 0 | 2,019 | 120 | 1 | 193,637 |
| Nursing - Clinical Nurse Specialist (CNS) | 144 | 0 | 7 | 21 | 1 | 4 | 3 | 2 | 182 |
| Nursing - Licensed Practical Nurse (LPN) | 66,937 | 360 | 9,520 | 5,415 | 174 | 1,386 | 179 | 1,334 | 85,305 |
| Nursing - Nursing Education Program (PN) | 141 | 0 | 0 | 1 | 0 | 0 | 0 | 0 | 142 |
| Nursing - Nursing Education Program (RN) | 209 | 0 | 0 | 1 | 0 | 0 | 0 | 0 | 210 |
| Nursing - Registered Nurse (RN) | 234,595 | 1,152 | 12,817 | 39,938 | 1,349 | 11,994 | 860 | 6,564 | 309,269 |
| Nursing Home Administrators - Nursing Home Administrator | 1,406 | 22 | 108 | 155 | 10 | 39 | 5 | 133 | 1,878 |
| Occupational Therapy Practice - Occupational Therapist | 7,607 | 40 | 386 | 899 | 62 | 454 | 32 | 111 | 9,591 |
| Occupational Therapy Practice - Occupational Therapy Assistant | 4,879 | 32 | 471 | 308 | 26 | 225 | 6 | 39 | 5,986 |
| Opticianry - Apprentice Optician | 965 | 0 | 0 | 1 | 0 | 0 | 0 | 0 | 966 |
| Opticianry - Optician | 3,574 | 34 | 202 | 155 | 25 | 28 | 8 | 68 | 4,094 |
| Optometry - Optometric Faculty Certificate | 17 | 0 | 0 | 4 | 0 | 0 | 0 | 0 | 21 |
| Optometry - Optometrist | 2,750 | 3 | 56 | 553 | 63 | 101 | 29 | 105 | 3,660 |
| Orthotists & Prosthetists - Orthotic Fitter | 122 | 0 | 14 | 0 | 0 | 0 | 0 | 8 | 144 |
| Orthotists & Prosthetists - Orthotic Fitter Assistant | 70 | 0 | 30 | 0 | 0 | 0 | 0 | 6 | 106 |
| Orthotists & Prosthetists - Orthotic Resident | 29 | 0 | 0 | 0 | 0 | 0 | 0 | 0 | 29 |
| Orthotists & Prosthetists - Orthotist | 113 | 0 | 13 | 6 | 0 | 0 | 0 | 9 | 141 |
| Orthotists & Prosthetists - Pedorthist | 106 | 1 | 19 | 3 | 0 | 3 | 0 | 6 | 138 |
| Orthotists & Prosthetists - Prosthetic Residents | 25 | 0 | 0 | 2 | 0 | 0 | 0 | 0 | 27 |
| Orthotists & Prosthetists - Prosthetist | 70 | 0 | 7 | 7 | 0 | 3 | 0 | 8 | 95 |
| Orthotists & Prosthetists - Prosthetist-Orthotist | 229 | 0 | 13 | 14 | 1 | 1 | 0 | 19 | 277 |
| Osteopathic Medicine - Osteopathic Faculty Certificate | 0 | 0 | 0 | 0 | 0 | 0 | 0 | 0 | 0 |
| Osteopathic Medicine - Osteopathic Limited License | 4 | 0 | 0 | 1 | 0 | 0 | 0 | 0 | 5 |
| Osteopathic Medicine - Osteopathic Physician | 5,957 | 21 | 151 | 1,524 | 220 | 261 | 30 | 214 | 8,378 |
| Osteopathic Medicine - Osteopathic Physician Expert Witness Certificate | 2 | 0 | 0 | 31 | 0 | 0 | 0 | 0 | 33 |
| Osteopathic Medicine - Osteopathic Resident Registration | 1,252 | 0 | 0 | 352 | 0 | 0 | 0 | 0 | 1,604 |
| Osteopathic Medicine - Temporary Area of Critical Need - Osteopathic | 1 | 0 | 0 | 0 | 0 | 0 | 0 | 0 | 1 |
| Pharmacy - Consultant Pharmacist | 2,623 | 54 | 295 | 139 | 12 | 34 | 4 | 100 | 3,261 |
| Pharmacy - Nuclear Pharmacist | 151 | 5 | 8 | 45 | 3 | 3 | 1 | 3 | 219 |
| Pharmacy - Pharmacist | 23,338 | 55 | 503 | 8,178 | 271 | 707 | 90 | 744 | 33,886 |
| Pharmacy - Pharmacist Intern | 6,518 | 0 | 0 | 4,911 | 0 | 0 | 0 | 0 | 11,429 |
| Pharmacy - Registered Pharmacy Technician | 38,545 | 33 | 10,344 | 400 | 9 | 213 | 5 | 14 | 49,563 |
| Physical Therapy Practice - Physical Therapist | 14,101 | 111 | 406 | 2,382 | 435 | 478 | 79 | 192 | 18,184 |

Table 1: Summary of Licensed Practitioners (continued)

| Profession | In-State Active | In-State Inactive | In-State Delinquent | Out-of-State Active | Out-of-State Inactive | Out-of-State Delinquent | Military Active | All Retired | Totals |
|---------------------------------------------------------------------------------|-----------------|-------------------|---------------------|---------------------|-----------------------|-------------------------|-----------------|-------------|-----------|
| Physical Therapy Practice - Physical Therapist Assistant | 9,200 | 66 | 256 | 614 | 74 | 199 | 34 | 59 | 10,502 |
| Podiatric Medicine - Certified Podiatric X-Ray Assistant | 660 | 0 | 238 | 1 | 0 | 1 | 0 | 4 | 904 |
| Podiatric Medicine - Podiatric Physician | 1,437 | 16 | 49 | 297 | 59 | 42 | 4 | 124 | 2,028 |
| Podiatric Medicine - Podiatric Resident Registration | 137 | 0 | 0 | 30 | 0 | 0 | 0 | 0 | 167 |
| Psychology - Limited License Psychologist | 8 | 0 | 2 | 0 | 0 | 0 | 0 | 2 | 12 |
| Psychology - Provisional Psychologist | 28 | 0 | 0 | 0 | 0 | 0 | 0 | 0 | 28 |
| Psychology - Psychologist | 4,672 | 11 | 94 | 660 | 25 | 61 | 18 | 301 | 5,842 |
| Radiologic Technology - Radiologic Technology | 25,071 | 9 | 12,415 | 2,283 | 2 | 3,768 | 23 | 0 | 43,571 |
| Radiologic Technology - Radiologist Assistant | 27 | 0 | 3 | 6 | 0 | 2 | 0 | 0 | 38 |
| Respiratory Care - Certified Respiratory Therapist | 2,464 | 36 | 464 | 132 | 9 | 66 | 10 | 56 | 3,237 |
| Respiratory Care - Registered Respiratory Therapist | 8,167 | 60 | 561 | 748 | 40 | 367 | 19 | 107 | 10,069 |
| Respiratory Care - Respiratory Care Practitioner Critical Care | 30 | 0 | 5 | 0 | 0 | 0 | 0 | 3 | 38 |
| Respiratory Care - Respiratory Care Practitioner Non-Critical Care | 4 | 1 | 3 | 2 | 0 | 0 | 0 | 1 | 11 |
| School Psychology - School Psychologist | 770 | 11 | 46 | 30 | 1 | 5 | 2 | 41 | 906 |
| Speech-Language Pathology & Audiology - Audiologist | 1,075 | 4 | 52 | 152 | 3 | 21 | 2 | 19 | 1,328 |
| Speech-Language Pathology & Audiology - Audiologist Assistant | 119 | 0 | 35 | 2 | 0 | 0 | 0 | 1 | 157 |
| Speech-Language Pathology & Audiology - Provisional Audiologist | 17 | 0 | 0 | 6 | 0 | 0 | 0 | 0 | 23 |
| Speech-Language Pathology & Audiology - Provisional Speech-Language Pathologist | 694 | 0 | 0 | 80 | 0 | 0 | 0 | 0 | 774 |
| Speech-Language Pathology & Audiology - Speech-Language Pathologist | 9,043 | 28 | 428 | 905 | 16 | 235 | 8 | 89 | 10,752 |
| Speech-Language Pathology & Audiology - Speech-Language Pathology Assistant | 1,184 | 6 | 265 | 38 | 0 | 5 | 0 | 2 | 1,500 |
| Total | 930,174 | 3,825 | 111,355 | 116,046 | 4,749 | 28,493 | 2,316 | 17,803 | 1,214,761 |

Table 2: Summary of Licensed Facilities and Establishments

MQA is responsible for the licensure and regulation of nine types of health care facilities and establishments for the preservation of health, safety, and welfare of the public. With more than 23,000 actively licensed facilities and establishments, MQA promotes opportunity and is committed to continuously improving the licensure and regulation process for health care businesses.

| Client | Active | Delinquent | Total |
|-----------------------------------------------------|--------|------------|--------|
| Dentistry - Dental Laboratory | 954 | 0 | 954 |
| Electrolysis Council - Electrolysis Facility | 310 | 0 | 310 |
| Massage Therapy - Massage Establishment | 9,465 | 2 | 9,467 |
| Medicine - Office Surgery Registration | 555 | 0 | 555 |
| Medicine - Pain Management Clinic | 259 | 0 | 259 |
| Opticianry - Optical Establishment Permit | 1,523 | 0 | 1,523 |
| Pharmacy - Nonresident Sterile Compounding Pharmacy | 157 | 14 | 171 |
| Pharmacy - Pharmacy | 9,514 | 321 | 9,835 |
| Pharmacy - Resident Sterile Compounding Pharmacy | 448 | 2 | 450 |
| Total | 23,185 | 339 | 23,524 |

Table 3: Recognized Continuing Education (CE) Providers

Continuing education/continuing medical education (CE/CME) requirements are intended to encourage professionals to maintain competence, expand their foundations of knowledge and stay current with new and developing areas in their field. Health care practitioners must report continuing CE/CME course hours to renew their licenses.

| Board/Council | Active Providers as of 07/01/2017 (Board/Rule/Statute) | Active Providers as of 07/01/2017 (Full and Single Status) | Approved Providers as of 07/01/2017 (Rule/Statute) | Received Applications - New provider applications received during the 07/01/2016-06/30/2017 timeframe | Approved Applications - New provider applications approved during the 07/01/2016-06/30/2017 timeframe | Approved Applications (Received outside 07/01/2016-06/30/2017 timeframe) | Submitted Courses (New courses submitted by an approved provider for this profession) that either routed for approval or were auto approved during the 07/01/2016-06/30/2017 timeframe | Approved New Courses - routed to Board for review during the 07/01/2016-06/30/2017 timeframe | Approved New Courses - auto-accepted during the 07/01/2016-06/30/2017 timeframe |
|-------------------------------------------------------------------------------------------------|--------------------------------------------------------|------------------------------------------------------------|----------------------------------------------------|-------------------------------------------------------------------------------------------------------|-------------------------------------------------------------------------------------------------------|--------------------------------------------------------------------------|----------------------------------------------------------------------------------------------------------------------------------------------------------------------------------------|----------------------------------------------------------------------------------------------|---------------------------------------------------------------------------------|
| Florida Board of Acupuncture | 171 | 148 | 23 | 36 | 39 | 3 | 396 | 270 | 126 |
| Florida Board of Athletic Training | 95 | 13 | 82 | 17 | 15 | 1 | 324 | 6 | 318 |
| Florida Board of Chiropractic Medicine | 32 | 32 | 0 | 6 | 3 | 0 | 423 | 423 | 0 |
| Florida Board of Clinical Laboratory Personnel | 145 | 134 | 11 | 12 | 10 | 1 | 2,874 | 37 | 2,837 |
| Florida Board of Clinical Social Work, Marriage and Family Therapy and Mental Health Counseling | 609 | 475 | 134 | 75 | 58 | 4 | 5,755 | 71 | 5,684 |
| Florida Board of Dentistry | 375 | 167 | 208 | 32 | 28 | 5 | 1,512 | 0 | 1,512 |
| Florida Board of Hearing Aid Specialists | 34 | 4 | 30 | 3 | 2 | 0 | 80 | 13 | 67 |
| Florida Board of Massage Therapy | 982 | 388 | 594 | 101 | 93 | 8 | 1,793 | 93 | 1,700 |
| Florida Board of Medicine | 176 | 0 | 176 | 11 | 5 | 0 | 4,245 | 0 | 4,245 |
| Florida Board of Nursing | 944 | 873 | 71 | 97 | 84 | 8 | 14,461 | 146 | 14,315 |
| Florida Board of Nursing Home Administrators | 99 | 99 | 0 | 11 | 11 | 1 | 993 | 18 | 975 |
| Florida Board of Occupational Therapy | 227 | 178 | 49 | 36 | 36 | 4 | 2,756 | 42 | 2,714 |
| Florida Board of Opticianry | 19 | 19 | 0 | 3 | 0 | 0 | 568 | 91 | 477 |
| Florida Board of Optometry | 128 | 126 | 2 | 29 | 28 | 2 | 1,225 | 1,225 | 0 |
| Florida Board of Orthotists and Prosthetists | 18 | 2 | 16 | 3 | 1 | 0 | 10 | 2 | 8 |
| Florida Board of Osteopathic Medicine | 113 | 0 | 113 | 2 | 1 | 0 | 2,937 | 0 | 2,937 |
| Florida Board of Physical Therapy Practice | 969 | 903 | 66 | 117 | 115 | 1 | 2,946 | 2,004 | 942 |
| Florida Board of Podiatric Medicine | 31 | 3 | 28 | 2 | 2 | 0 | 260 | 9 | 251 |

Table 3: Recognized Continuing Education (CE) Providers (continued)

| Board/Council | Active Providers as of 07/01/2017 (Board/Rule/Statute) | Active Providers as of 07/01/2017 (Full and Single Status) | Approved Providers as of 07/01/2017 (Rule/Statute) | Received Applications - New provider applications received during the 07/01/2016-06/30/2017 timeframe | Approved Applications - New provider applications approved during the 07/01/2016-06/30/2017 timeframe | Approved Applications (Received outside 07/01/2016-06/30/2017 timeframe) | Submitted Courses (New courses submitted by an approved provider for this profession) that either routed for approval or were auto approved during the 07/01/2016-06/30/2017 timeframe | Approved New Courses - routed to Board for review during the 07/01/2016-06/30/2017 timeframe | Approved New Courses - auto-accepted during the 07/01/2016-06/30/2017 timeframe |
|----------------------------------------------------------|--------------------------------------------------------|------------------------------------------------------------|----------------------------------------------------|-------------------------------------------------------------------------------------------------------|-------------------------------------------------------------------------------------------------------|--------------------------------------------------------------------------|----------------------------------------------------------------------------------------------------------------------------------------------------------------------------------------|----------------------------------------------------------------------------------------------|---------------------------------------------------------------------------------|
| Florida Board of Psychology | 217 | 94 | 123 | 22 | 19 | 4 | 2,432 | 22 | 2,410 |
| Florida Board of Respiratory Care | 174 | 102 | 72 | 10 | 9 | 0 | 1,489 | 15 | 1,474 |
| Florida Board of Speech-Language Pathology and Audiology | 563 | 87 | 476 | 26 | 29 | 5 | 3,078 | 18 | 3,060 |
| Florida Council of Dietetics and Nutrition | 111 | 0 | 111 | 3 | 1 | 1 | 794 | 0 | 794 |
| Florida Council of Licensed Midwifery | 17 | 3 | 14 | 2 | 3 | 2 | 24 | 1 | 23 |
| Florida Council of Medical Physicists | 5 | 0 | 5 | 0 | 0 | 0 | 64 | 0 | 64 |
| Florida Electrolysis Council | 41 | 22 | 19 | 5 | 6 | 1 | 29 | 2 | 27 |
| Florida Office of Dental Laboratories | 22 | 19 | 3 | 5 | 2 | 0 | 243 | 12 | 231 |
| Florida Office of School Psychology | 41 | 15 | 26 | 5 | 4 | 1 | 815 | 4 | 811 |
| Florida Physician Assistants | 112 | 0 | 112 | 5 | 5 | 0 | 1,708 | 0 | 1,708 |
| Totals | 6,470 | 3,906 | 2,564 | 676 | 609 | 52 | 54,234 | 4,524 | 49,710 |

Table 4: Initial Applications Received and Initial Licenses Issued

MQA upholds Florida’s public health legacy by pursuing superior services and easing the regulatory burden for health care practitioners, so they can get to work quickly. This is accomplished through performance improvement initiatives to increase efficiency and accuracy. All applications are carefully examined to ensure every practitioner in the state meets the requirements for safe practice. This fiscal year, MQA received 127,430 applications and issued 100,058 licenses.

| Profession | Apps Received | Re-exam Apps | Licenses Issued |
|----------------------------------------------------------------------------------|---------------|--------------|-----------------|
| Acupuncturist | 136 | 0 | 99 |
| Athletic Trainer | 397 | 0 | 365 |
| Certified Social Workers - Certified Master Social Worker | 0 | 0 | 2 |
| Chiropractic Medicine - Certified Chiropractic Physician's Assistant | 72 | 0 | 37 |
| Chiropractic Medicine - Chiropractic Faculty Certificate | 3 | 0 | 2 |
| Chiropractic Medicine - Chiropractic Physician | 404 | 0 | 351 |
| Chiropractic Medicine - Registered Chiropractic Assistant | 1,489 | 0 | 1,340 |
| Clinical Laboratory Personnel - Clinical Laboratory Personnel | 1,360 | 0 | 1,092 |
| Clinical Laboratory Personnel - Clinical Laboratory Trainee | 460 | 0 | 462 |
| Clinical Laboratory Personnel - Clinical Laboratory Training Program | 0 | 0 | 5 |
| Clinical Social Work - Licensed Clinical Social Worker | 1,049 | 0 | 851 |
| Clinical Social Work - Provisional Clinical Social Worker Licensee | 25 | 0 | 26 |
| Clinical Social Work - Registered Clinical Social Worker Intern | 1,009 | 0 | 958 |
| Dentistry - Dentist | 804 | 0 | 834 |
| Dentistry - Dental Expert Witness Certificate | 23 | 0 | 22 |
| Dentistry - Dental Hygienist | 821 | 0 | 667 |
| Dentistry - Dental Laboratory | 93 | 0 | 62 |
| Dentistry - Dental Radiographer | 914 | 0 | 765 |
| Dentistry - Dental Residency Permits | 167 | 0 | 164 |
| Dentistry - Dental Teaching Permits | 3 | 0 | 26 |
| Dentistry - Dental Temporary Certificate | 35 | 0 | 2 |
| Dentistry - Dental-Health Access Dental | 19 | 0 | 7 |
| Dietetics & Nutrition Practice Council - Dietetics/Nutritionist | 465 | 15 | 428 |
| Electrolysis Council - Electrologist | 221 | 0 | 187 |
| Electrolysis Council - Electrolysis Facility | 36 | 0 | 31 |
| Emergency Medical Services - Emergency Allergy Treatment Licensee | 32 | 0 | 15 |
| Emergency Medical Services - Emergency Medical Technician | 5,141 | 17 | 4,066 |
| Emergency Medical Services - Paramedic | 2,217 | 875 | 1,936 |
| Hearing Aid Specialists - Hearing Aid Specialist | 120 | 77 | 92 |
| Hearing Aid Specialists - Hearing Aid Specialist Trainee | 114 | 0 | 100 |
| Marriage and Family Therapy - Licensed Marriage and Family Therapist | 222 | 0 | 165 |
| Marriage and Family Therapy - Provisional Marriage and Family Therapist Licensee | 10 | 0 | 10 |
| Marriage and Family Therapy - Registered Marriage and Family Therapist Intern | 235 | 0 | 213 |
| Massage Therapy - Approved Massage School | 0 | 0 | 3 |
| Massage Therapy - Massage Establishment | 1,823 | 0 | 1,416 |
| Massage Therapy - Massage Therapist | 4,712 | 0 | 4,414 |
| Massage Therapy - Massage Therapy Apprentice | 69 | 0 | 51 |
| Medical Physicist - Diagnostic Radiological Physicist | 9 | 0 | 6 |
| Medical Physicist - Medical Health Physicist | 12 | 0 | 3 |
| Medical Physicist - Medical Nuclear Radiological Physicist | 7 | 0 | 6 |
| Medical Physicist - Medical Physicist in Training | 19 | 0 | 17 |
| Medical Physicist - Therapeutic Radiological Physicist | 44 | 0 | 35 |
| Medicine - Anesthesiologist Assistants | 69 | 0 | 60 |
| Medicine - House Physician | 65 | 0 | 66 |
| Medicine - Limited License Medical Doctor | 53 | 0 | 20 |
| Medicine - Medical Doctor | 4,655 | 0 | 4,221 |

Table 4: Initial Applications Received and Initial Licenses Issued

| Profession | Apps Received | Re-exam Apps | Licenses Issued |
|-------------------------------------------------------------------------|---------------|--------------|-----------------|
| Medicine - Medical Doctor Expert Witness Certificate | 1,000 | 0 | 942 |
| Medicine - Medical Doctor Public Health Certificate | 1 | 0 | 1 |
| Medicine - Medical Doctor Visiting Faculty Certificate | 1 | 0 | 1 |
| Medicine - Medical Faculty Certificate | 35 | 0 | 28 |
| Medicine - Office Surgery Registration | 91 | 0 | 76 |
| Medicine - Pain Management Clinic | 45 | 0 | 41 |
| Medicine - Physician Assistant (PA) | 1,006 | 0 | 825 |
| Medicine - Resident Registration | 1,573 | 0 | 1,579 |
| Medicine - Temporary Area of Critical Need - Medical Doctor | 147 | 0 | 109 |
| Mental Health Counseling - Licensed Mental Health Counselor | 1,203 | 0 | 896 |
| Mental Health Counseling - Provisional Mental Health Counselor Licensee | 86 | 0 | 84 |
| Mental Health Counseling - Registered Mental Health Counselor Intern | 1,562 | 0 | 1,275 |
| Midwifery - Midwife | 25 | 0 | 20 |
| Nursing - Certified Nursing Assistant (CNA) Programs | 0 | 0 | 31 |
| Nursing - Certified Nursing Assistant (CNA) | 24,116 | 5,946 | 15,157 |
| Nursing - Licensed Practical Nurse (LPN) | 6,637 | 1,055 | 4,964 |
| Nursing - Nursing Education Program (PN) | 0 | 0 | 17 |
| Nursing - Nursing Education Program (RN) | 0 | 0 | 22 |
| Nursing - Registered Nurse (RN) | 33,374 | 5,141 | 26,480 |
| Nursing Home Administrators - Nursing Home Administrator | 227 | 37 | 98 |
| Occupational Therapy Practice - Occupational Therapist | 782 | 0 | 719 |
| Occupational Therapy Practice - Occupational Therapy Assistant | 711 | 0 | 705 |
| Opticianry - Apprentice Optician | 204 | 0 | 175 |
| Opticianry - Optical Establishment Permit | 69 | 0 | 57 |
| Opticianry - Optician | 162 | 0 | 132 |
| Optometry - Optometric Faculty Certificate | 5 | 0 | 5 |
| Optometry - Optometrist | 362 | 0 | 192 |
| Orthotists & Prosthetists - Orthotic Fitter | 6 | 0 | 5 |
| Orthotists & Prosthetists - Orthotic Fitter Assistant | 11 | 0 | 9 |
| Orthotists & Prosthetists - Orthotic Resident | 14 | 0 | 17 |
| Orthotists & Prosthetists - Orthotist | 18 | 0 | 20 |
| Orthotists & Prosthetists - Pedorthist | 6 | 0 | 5 |
| Orthotists & Prosthetists - Prosthetic Residents | 20 | 0 | 15 |
| Orthotists & Prosthetists - Prosthetist | 4 | 0 | 5 |
| Orthotists & Prosthetists - Prosthetist-Orthotist | 14 | 0 | 11 |
| Osteopathic Medicine - Osteopathic Physician | 780 | 0 | 683 |
| Osteopathic Medicine - Osteopathic Physician Expert Witness Certificate | 24 | 0 | 17 |
| Osteopathic Medicine - Osteopathic Resident Registration | 511 | 0 | 476 |
| Pharmacy - Consultant Pharmacist | 187 | 0 | 169 |
| Pharmacy - Nonresident Sterile Compounding Pharmacy | 43 | 0 | 19 |
| Pharmacy - Nuclear Pharmacist | 12 | 0 | 9 |
| Pharmacy - Pharmacist | 2,096 | 0 | 1,387 |
| Pharmacy - Pharmacist Intern | 1,843 | 0 | 1,578 |
| Pharmacy - Pharmacy | 823 | 0 | 580 |
| Pharmacy - Registered Pharmacy Technician | 8,304 | 0 | 7,245 |
| Pharmacy - Resident Sterile Compounding Pharmacy | 12 | 0 | 11 |
| Physical Therapy Practice - Physical Therapist | 1,459 | 402 | 1,122 |
| Physical Therapy Practice - Physical Therapist Assistant | 996 | 758 | 936 |
| Podiatric Medicine - Certified Podiatric X-Ray Assistant | 156 | 0 | 136 |

Table 4: Initial Applications Received and Initial Licenses Issued (continued)

| Profession | Apps Received | Re-exam Apps | Licenses Issued |
|---------------------------------------------------------------------------------|----------------|---------------|-----------------|
| Podiatric Medicine - Podiatric Physician | 104 | 0 | 88 |
| Podiatric Medicine - Podiatric Resident Registration | 43 | 0 | 45 |
| Psychology - Limited License Psychologist | 5 | 0 | 3 |
| Psychology - Provisional Psychologist | 23 | 0 | 19 |
| Psychology - Psychologist | 468 | 176 | 309 |
| Radiologic Technology - Radiologic Technology | 2,841 | 186 | 1,910 |
| Radiologic Technology - Radiologist Assistant | 8 | 0 | 2 |
| Respiratory Care - Certified Respiratory Therapist | 218 | 0 | 140 |
| Respiratory Care - Registered Respiratory Therapist | 1,086 | 0 | 884 |
| School Psychology - School Psychologist | 67 | 0 | 67 |
| Speech-Language Pathology & Audiology - Audiologist | 82 | 0 | 69 |
| Speech-Language Pathology & Audiology - Audiology Assistant | 39 | 0 | 24 |
| Speech-Language Pathology & Audiology - Provisional Audiologist | 24 | 0 | 13 |
| Speech-Language Pathology & Audiology - Provisional Speech-Language Pathologist | 542 | 0 | 487 |
| Speech-Language Pathology & Audiology - Speech-Language Pathologist | 946 | 0 | 827 |
| Speech-Language Pathology & Audiology - Speech-Language Pathology Assistant | 538 | 0 | 385 |
| Totals | 127,430 | 14,685 | 100,058 |

Professions not listed have no data to report. For a complete list, refer to Tables 1 and 2.

Table 5: Upgraded Applications Received and Upgraded Licenses Issued

After an initial license is issued, a health care practitioner or facility may choose to upgrade a license to reflect greater qualifications. For example, a nurse may upgrade to become an Advanced Registered Nurse Practitioner or Clinical Nurse Specialist (ARNP/CNS) after completing additional education. During the 2016-2017 fiscal year, MQA issued 4,345 upgraded health care practitioner licenses.

| Profession | Upgrade Type | Upgrade Applications Received | Upgrade Licenses Issued |
|---------------------------------------------------------------------------------------|------------------------------------------|-------------------------------|-------------------------|
| Chiropractic Medicine - Chiropractic Physician | Acupuncture Added | 20 | 15 |
| Clinical Laboratory Personnel - Clinical Laboratory Personnel | Addition of Specialties or Level Upgrade | 487 | 467 |
| Dentistry - Dental | Sedation Permit Issued | 92 | 47 |
| Massage Therapy - Massage Therapist | Colonics Added | 11 | 14 |
| Nursing - Advanced Registered Nurse Practitioner (ARNP) | Upgrade to ARNP Including Specialties | 3,583 | 3575 |
| Nursing - Advanced Registered Nurse Practitioner/Clinical Nurse Specialist (ARNP/CNS) | Upgrade to ARNP/CNS | 2 | 2 |
| Nursing - Clinical Nurse Specialist (CNS) | Upgrade to CNS | 32 | 20 |
| Opticianry - Optician | Upgrade to Certified | 27 | 27 |
| Radiologic Technology - Radiologic Technology | Additional Certification | 257 | 178 |
| Totals: | | 4,511 | 4,345 |

Note: The Upgraded Applications Received column counts the total number of applications received during the fiscal year to upgrade an existing license, while the Upgraded Licenses Issued column counts the total number of applications approved during the fiscal year that resulted in an upgraded license.

Professions not listed have no data to report. For a complete list, refer to Tables 1 and 2.

Table 6: Online Renewals

MQA licenses more than 1.2 million health care practitioners and health care facilities and, on average, renews over 400,000 licenses per year. Most health care licensees and facilities are required to renew their license every two years to maintain the right to practice, while some professions require annual licensure renewal. To facilitate an efficient and effective renewal process, MQA encourages licensees to renew their license online. This fiscal year, nearly 95 percent of licensees utilized the online renewal system.

| Profession | Delinquent Renewals Processed Online | On-Time Renewals Processed Online | Total | Online Renewal Usage Percentage |
|-----------------------------------------------------------------------------|-----------------------------------------|--------------------------------------|--------|------------------------------------|
| Acupuncturist | 18 | 0 | 19 | 94.74% |
| Athletic Trainer | 136 | 1,746 | 1,909 | 98.59% |
| Chiropractic Medicine - Certified Chiropractic Physician's Assistant | 4 | 0 | 6 | 66.67% |
| Chiropractic Medicine - Chiropractic Faculty Certificate | 0 | 0 | 1 | 0.00% |
| Chiropractic Medicine - Chiropractic Physician | 63 | 0 | 75 | 84.00% |
| Clinical Laboratory Personnel - Clinical Laboratory Personnel | 145 | 8,631 | 9,032 | 97.17% |
| Clinical Laboratory Personnel - Clinical Laboratory Training Program | 0 | 2 | 44 | 4.55% |
| Clinical Social Work - Licensed Clinical Social Worker | 86 | 9,280 | 9,522 | 98.36% |
| Clinical Social Work - Registered Clinical Social Worker Intern | 60 | 0 | 65 | 92.31% |
| Dentistry - Dental Hygienist | 57 | 0 | 61 | 93.44% |
| Dentistry - Dental Laboratory | 17 | 0 | 38 | 44.74% |
| Dentistry - Dental Residency Permits | 0 | 0 | 152 | 0.00% |
| Dentistry - Dentist | 24 | 0 | 28 | 85.71% |
| Dietetics & Nutrition Practice Council - Dietetics/ Nutritionist | 38 | 4,006 | 4,086 | 98.97% |
| Dietetics & Nutrition Practice Council - Nutrition Counselor | 4 | 73 | 83 | 92.77% |
| Electrolysis Council - Electrologist | 45 | 0 | 55 | 81.82% |
| Electrolysis Council - Electrolysis Facility | 15 | 0 | 18 | 83.33% |
| Emergency Medical Services (EMS) - Emergency Medical Technician | 1,689 | 23,279 | 27,890 | 89.52% |
| EMS - Paramedic | 1,040 | 18,654 | 28,237 | 69.75% |
| Hearing Aid Specialists - Hearing Aid Specialist | 21 | 877 | 912 | 98.46% |
| Marriage & Family Therapy - Registered Marriage and Family Therapist Intern | 21 | 0 | 21 | 100.00% |
| Marriage & Family Therapy - Licensed Marriage and Family Therapist | 31 | 1,867 | 1,936 | 98.04% |
| Massage Therapy - Massage Establishment | 1 | 859 | 2,055 | 41.85% |
| Massage Therapy - Massage Therapist | 292 | 7,409 | 7,821 | 98.47% |
| Medical Physicist - Medical Physicist in Training | 0 | 1 | 40 | 2.50% |
| Medical Physicist - Therapeutic Radiological Physicist | 7 | 340 | 352 | 98.58% |
| Medical Physicist - Diagnostic Radiological Physicist | 7 | 83 | 92 | 97.83% |
| Medical Physicist - Nuclear Radio Physicist | 4 | 48 | 54 | 96.30% |
| Medical Physicist - Medical Health Physicist | 3 | 27 | 33 | 90.91% |
| Medicine - Anesthesiologist Assistants | 0 | 1 | 274 | 0.36% |
| Medicine - House Physician | 0 | 0 | 1,151 | 0.00% |
| Medicine - Medical Doctor | 479 | 30,218 | 31,129 | 98.61% |
| Medicine - Physician Assistant (PA) | 31 | 0 | 33 | 93.94% |
| Medicine - Temporary Area of Critical Need - Medical Doctor | 0 | 0 | 2 | 0.00% |
| Mental Health Counseling - Licensed Mental Health Counselor | 95 | 10,214 | 10,462 | 98.54% |
| Mental Health Counseling - Registered Mental Health Counselor Intern | 93 | 0 | 97 | 95.88% |
| Midwifery - Midwife | 1 | 0 | 2 | 50.00% |
| Nursing - Certified Nursing Assistant (CNA) | 6,073 | 59,157 | 68,634 | 95.04% |

Table 6: Online Renewals (continued)

| Profession | Delinquent Renewals Processed Online | On-Time Renewals Processed Online | Total | Online Renewal Usage Percentage |
|-----------------------------------------------------------------------------|--------------------------------------|-----------------------------------|----------------|---------------------------------|
| Nursing - Licensed Practical Nurse (LPN) | 417 | 20,425 | 21,184 | 98.39% |
| Nursing - Registered Nurse (RN) | 3,101 | 162,358 | 167,977 | 98.50% |
| Nursing Home Administrators - Nursing Home Administrator | 42 | 1,287 | 1,350 | 98.44% |
| Occupational Therapy Practice - Occupational Therapist | 144 | 7,930 | 8,138 | 99.21% |
| Occupational Therapy Practice - Occupational Therapy Assistant | 141 | 4,602 | 4,767 | 99.50% |
| Opticianry - Optician | 53 | 3,511 | 3,677 | 96.93% |
| Opticianry - Optometric Faculty Certificate | 0 | 0 | 7 | 0.00% |
| Optometry - Optometrist | 87 | 3,080 | 3,248 | 97.51% |
| Orthotists & Prosthetists - Orthotist | 2 | 0 | 2 | 100.00% |
| Orthotists & Prosthetists - Pedorthist | 5 | 0 | 6 | 83.33% |
| Orthotists & Prosthetists - Prosthetist-Orthotist | 2 | 0 | 2 | 100.00% |
| Osteopathic Medicine - Osteopathic Physician | 52 | 0 | 56 | 92.86% |
| Osteopathic Medicine - Osteopathic Resident Registration | 0 | 3 | 745 | 0.40% |
| Pharmacy - Consultant Pharmacist | 61 | 2,592 | 2,683 | 98.88% |
| Pharmacy - Nuclear Pharmacist | 2 | 0 | 2 | 100.00% |
| Pharmacy - Pharmacist | 60 | 3,429 | 3,576 | 97.57% |
| Pharmacy - Pharmacy | 117 | 4,373 | 9,682 | 46.37% |
| Pharmacy - Registered Pharmacy Technician | 1,550 | 30,533 | 32,273 | 99.41% |
| Physical Therapy Practice - Physical Therapist | 31 | 0 | 32 | 96.88% |
| Physical Therapy Practice - Physical Therapist Assistant | 23 | 0 | 25 | 92.00% |
| Podiatric Medicine - Certified Podiatric X-Ray Assistant | 16 | 0 | 19 | 84.21% |
| Podiatric Medicine - Podiatric Physician | 2 | 0 | 3 | 66.67% |
| Psychology - Psychologist | 31 | 0 | 34 | 91.18% |
| Radiologic Technology - Radiologic Technology | 609 | 11,267 | 12,373 | 95.98% |
| Radiologic Technology - Radiologist Assistant | 0 | 19 | 20 | 95.00% |
| Respiratory Care - Certified Respiratory Therapist | 30 | 2,528 | 2,589 | 98.80% |
| Respiratory Care - Registered Respiratory Therapist | 56 | 8,486 | 8,592 | 99.42% |
| Respiratory Care - Critical Care | 0 | 30 | 31 | 96.77% |
| Respiratory Care - Non-Critical Care | 0 | 7 | 7 | 100.00% |
| School Psychology - School Psychologist | 5 | 0 | 5 | 100.00% |
| Speech-Language Pathology & Audiology - Audiologist | 5 | 0 | 6 | 83.33% |
| Speech-Language Pathology & Audiology - Audiology Assistant | 1 | 0 | 1 | 100.00% |
| Speech-Language Pathology & Audiology - Speech-Language Pathologist | 36 | 0 | 40 | 90.00% |
| Speech-Language Pathology & Audiology - Speech-Language Pathology Assistant | 13 | 0 | 16 | 81.25% |
| Total | 17,294 | 443,232 | 489,589 | 94.06% |

Note: Licensees are encouraged to renew their license online. Occasionally, paper applications are received and are included in the renewal total.

Professions not listed have no data to report. For a complete list, refer to Tables 1 and 2.

Table 7: Emergency Orders Issued

The department has a specific unit within the Prosecution Services Unit dedicated to reviewing all cases in which a licensee may pose an immediate danger to the health or safety of the public. In the event a health care provider poses an immediate danger to themselves or the public, the department has the authority to restrict or suspend a health care license through an emergency order. During the 2016-2017 fiscal year, the department issued 285 emergency orders.

| Profession | Emergency Restrictions | Emergency Suspensions | Total Emergency Orders |
|----------------------------------------------------------------------|------------------------|-----------------------|------------------------|
| Chiropractic Medicine - Chiropractic Physician | 0 | 2 | 2 |
| Chiropractic Medicine - Registered Chiropractic Assistant | 1 | 1 | 2 |
| Clinical Social Work - Licensed Clinical Social Worker | 2 | 0 | 2 |
| Dentistry - Dentist | 1 | 1 | 2 |
| Dentistry - Dental Hygienist | 3 | 1 | 4 |
| Dentistry - Dental Radiographer | 0 | 1 | 1 |
| Dietetics & Nutrition Practice Council - Dietetics/ Nutritionist | 1 | 0 | 1 |
| Emergency Medical Services - Emergency Medical Technician | 1 | 1 | 2 |
| Emergency Medical Services - Paramedic | 4 | 1 | 5 |
| Massage Therapy - Massage Establishment | 2 | 0 | 2 |
| Massage Therapy - Massage Therapist | 23 | 2 | 25 |
| Medicine - Medical Doctor | 6 | 10 | 16 |
| Medicine - Pain Management Clinic | 2 | 0 | 2 |
| Medicine - Physician Assistant (PA) | 1 | 3 | 4 |
| Mental Health Counseling - Licensed Mental Health Counselor | 1 | 0 | 1 |
| Mental Health Counseling - Registered Mental Health Counselor Intern | 1 | 0 | 1 |
| Nursing - Advanced Registered Nurse Practitioner (ARNP) | 2 | 1 | 3 |
| Nursing - Certified Nursing Assistant (CNA) | 14 | 54 | 68 |
| Nursing - Licensed Practical Nurse (LPN) | 18 | 8 | 26 |
| Nursing - Registered Nurse (RN) | 60 | 14 | 74 |
| Occupational Therapy Practice - Occupational Therapist | 2 | 0 | 2 |
| Osteopathic Medicine - Osteopathic Physician | 0 | 1 | 1 |
| Pharmacy - Consultant Pharmacist | 0 | 2 | 2 |
| Pharmacy - Pharmacist | 1 | 9 | 10 |
| Pharmacy - Pharmacy | 0 | 2 | 2 |
| Pharmacy - Registered Pharmacy Technician | 1 | 12 | 13 |
| Physical Therapy Practice - Physical Therapist | 1 | 0 | 1 |
| Physical Therapy Practice - Physical Therapist Assistant | 1 | 0 | 1 |
| Podiatric Medicine - Podiatric Physician | 2 | 1 | 3 |
| Radiologic Technology - Radiologic Technology | 3 | 0 | 3 |
| Respiratory Care - Registered Respiratory Therapist | 4 | 0 | 4 |
| Totals | 158 | 127 | 285 |

Professions not listed have no data to report. For a complete list, refer to Tables 1 and 2.

Table 8: Reports Received, Complaints Received and Investigations Completed

One of MQA's core business functions is ensuring the safety of the citizens and visitors of Florida through the enforcement of the regulatory laws and rules for health care practitioners. MQA has a team dedicated to receiving, reviewing, and investigating consumer complaints made against a health care provider. All complaints received by the department are reviewed thoroughly. MQA investigators followed up on thousands of complaints against licensed health care providers and completed 5,846 investigations this fiscal year.

| Profession | Statutory Reports | Complaints Received | Legally Sufficient | Inquiries Completed | Investigations Completed | Inspections Completed |
|-------------------------------------------------------------------------------|-------------------|---------------------|--------------------|---------------------|--------------------------|-----------------------|
| Acupuncturist | 0 | 27 | 11 | 2 | 8 | 0 |
| Athletic Trainer | 0 | 11 | 2 | 0 | 2 | 0 |
| Chiropractic Medicine - Certified Chiropractic Physician's Assistant | 0 | 2 | 1 | 0 | 1 | 0 |
| Chiropractic Medicine - Chiropractic Physician | 17 | 175 | 59 | 9 | 56 | 0 |
| Chiropractic Medicine - Registered Chiropractic Assistant | 0 | 21 | 9 | 1 | 8 | 0 |
| Clinical Laboratory Personnel - Clinical Laboratory Personnel | 0 | 16 | 4 | 0 | 3 | 0 |
| Clinical Social Work - Licensed Clinical Social Worker | 0 | 71 | 23 | 2 | 20 | 0 |
| Clinical Social Work - Provisional Clinical Social Worker Licensee | 0 | 1 | 1 | 0 | 1 | 0 |
| Clinical Social Work - Registered Clinical Social Worker Intern | 0 | 15 | 3 | 0 | 3 | 0 |
| Dentistry - Dental | 277 | 770 | 314 | 13 | 314 | 6 |
| Dentistry - Dental Hygienist | 0 | 35 | 11 | 1 | 12 | 0 |
| Dentistry - Dental Laboratory | 0 | 17 | 7 | 0 | 6 | 1,065 |
| Dentistry - Dental Radiographer | 0 | 8 | 3 | 2 | 5 | 0 |
| Dentistry - Dental Residency Permits | 1 | 2 | 1 | 0 | 1 | 0 |
| Dentistry - Dental Teaching Permits | 0 | 1 | 1 | 0 | 1 | 0 |
| Dietetics & Nutrition Practice Council - Dietetics/ Nutritionist | 0 | 10 | 1 | 2 | 1 | 0 |
| Dietetics & Nutrition Practice Council - Nutrition Counselor | 0 | 2 | 0 | 0 | 0 | 0 |
| Electrolysis Council - Electrologist | 2 | 30 | 14 | 5 | 10 | 0 |
| Electrolysis Council - Electrolysis Facility | 0 | 9 | 7 | 0 | 5 | 220 |
| Emergency Medical Services - Emergency Allergy Treatment Licensee | 0 | 1 | 0 | 0 | 0 | 0 |
| Emergency Medical Services - Emergency Medical Technician | 0 | 86 | 49 | 0 | 32 | 0 |
| Emergency Medical Services - Paramedic | 1 | 104 | 59 | 0 | 51 | 0 |
| Hearing Aid Specialists - Hearing Aid Specialist | 0 | 49 | 14 | 0 | 15 | 0 |
| Marriage and Family Therapy - Licensed Marriage and Family Therapist | 0 | 18 | 5 | 1 | 5 | 0 |
| Marriage and Family Therapy - Registered Marriage and Family Therapist Intern | 0 | 7 | 2 | 1 | 1 | 0 |
| Massage Therapy - Massage Establishment | 0 | 478 | 236 | 34 | 149 | 10,191 |
| Massage Therapy - Massage Therapist | 0 | 1,274 | 1,115 | 26 | 1,387 | 0 |
| Massage Therapy - Massage Therapy Apprentice | 0 | 3 | 2 | 0 | 2 | 0 |
| Medical Physicist - Medical Nuclear Radiological Physicist | 0 | 1 | 1 | 0 | 0 | 0 |
| Medical Physicist - Medical Physicist in Training | 0 | 1 | 0 | 0 | 0 | 0 |
| Medical Physicist - Therapeutic Radiological Physicist | 0 | 1 | 0 | 0 | 0 | 0 |
| Medicine - Anesthesiologist Assistants | 0 | 0 | 0 | 0 | 1 | 0 |
| Medicine - House Physician | 0 | 19 | 0 | 0 | 0 | 0 |
| Medicine - Limited License Medical Doctor | 3 | 0 | 0 | 0 | 0 | 0 |
| Medicine - Medical Doctor | 2,698 | 3,893 | 898 | 105 | 847 | 233 |

Table 8: Reports Received, Complaints Received and Investigations Completed (continued)

| Profession | Statutory Reports | Complaints Received | Legally Sufficient | Inquiries Completed | Investigations Completed | Inspections Completed |
|-------------------------------------------------------------------------|-------------------|---------------------|--------------------|---------------------|--------------------------|-----------------------|
| Medicine - Medical Doctor Expert Witness Certificate | 0 | 2 | 1 | 0 | 1 | 0 |
| Medicine - Medical Faculty Certificate | 0 | 1 | 0 | 0 | 0 | 0 |
| Medicine - Office Surgery Registration | 7 | 10 | 2 | 0 | 1 | 60 |
| Medicine - Pain Management Clinic | 0 | 89 | 35 | 4 | 19 | 247 |
| Medicine - Physician Assistant (PA) | 51 | 184 | 72 | 5 | 40 | 0 |
| Medicine - Resident Registration | 12 | 116 | 7 | 0 | 5 | 0 |
| Medicine - Temporary Area of Critical Need - Medical Doctor | 6 | 42 | 9 | 4 | 8 | 12 |
| Mental Health Counseling - Licensed Mental Health Counselor | 2 | 146 | 42 | 8 | 38 | 0 |
| Mental Health Counseling - Provisional Mental Health Counselor Licensee | 0 | 5 | 0 | 0 | 0 | 0 |
| Mental Health Counseling - Registered Mental Health Counselor Intern | 0 | 55 | 19 | 5 | 12 | 0 |
| Midwifery - Midwife | 4 | 7 | 5 | 0 | 5 | 0 |
| Nursing - Advanced Registered Nurse Practitioner (ARNP) | 54 | 459 | 90 | 7 | 87 | 90 |
| Nursing - Certified Nursing Assistant (CNA) | 38 | 3,508 | 706 | 20 | 686 | 0 |
| Nursing - Licensed Practical Nurse (LPN) | 55 | 1,305 | 413 | 6 | 384 | 0 |
| Nursing - Registered Nurse (RN) | 106 | 2,531 | 892 | 24 | 862 | 2 |
| Nursing Home Administrators - Nursing Home Administrator | 159 | 54 | 21 | 2 | 11 | 0 |
| Occupational Therapy Practice - Occupational Therapist | 0 | 27 | 9 | 0 | 9 | 0 |
| Occupational Therapy Practice - Occupational Therapy Assistant | 0 | 15 | 5 | 0 | 3 | 0 |
| Opticianry - Apprentice Optician | 0 | 1 | 0 | 1 | 2 | 0 |
| Opticianry - Optical Establishment Permit | 0 | 21 | 6 | 2 | 6 | 869 |
| Opticianry - Optician | 0 | 22 | 6 | 1 | 6 | 0 |
| Optometry - Optometrist | 6 | 73 | 27 | 1 | 18 | 5 |
| Orthotists & Prosthetists - Orthotic Fitter | 0 | 3 | 0 | 0 | 0 | 0 |
| Orthotists & Prosthetists - Orthotic Resident | 0 | 1 | 0 | 0 | 0 | 0 |
| Orthotists & Prosthetists - Orthotist | 0 | 4 | 1 | 0 | 1 | 0 |
| Orthotists & Prosthetists - Pedorthist | 0 | 1 | 0 | 0 | 0 | 0 |
| Orthotists & Prosthetists - Prosthetic Residents | 0 | 1 | 0 | 0 | 0 | 0 |
| Orthotists & Prosthetists - Prosthetist | 0 | 4 | 1 | 0 | 1 | 0 |
| Orthotists & Prosthetists - Prosthetist-Orthotist | 0 | 4 | 1 | 0 | 1 | 0 |
| Osteopathic Medicine - Osteopathic Limited License | 0 | 1 | 0 | 0 | 0 | 0 |
| Osteopathic Medicine - Osteopathic Physician | 278 | 386 | 106 | 6 | 86 | 58 |
| Osteopathic Medicine - Osteopathic Resident Registration | 0 | 47 | 2 | 0 | 2 | 0 |
| Pharmacy - Consultant Pharmacist | 1 | 46 | 8 | 2 | 11 | 0 |
| Pharmacy - Nonresident Sterile Compounding Pharmacy | 0 | 20 | 13 | 0 | 9 | 17 |
| Pharmacy - Nuclear Pharmacist | 0 | 3 | 2 | 0 | 1 | 0 |
| Pharmacy - Pharmacist | 2 | 567 | 152 | 18 | 146 | 0 |
| Pharmacy - Pharmacist Intern | 0 | 3 | 1 | 0 | 1 | 0 |
| Pharmacy - Pharmacy | 6 | 436 | 188 | 33 | 175 | 6,042 |
| Pharmacy - Registered Pharmacy Technician | 0 | 147 | 50 | 10 | 58 | 0 |

Table 8: Reports Received, Complaints Received and Investigations Completed (continued)

| Profession | Statutory Reports | Complaints Received | Legally Sufficient | Inquiries Completed | Investigations Completed | Inspections Completed |
|-----------------------------------------------------------------------------|-------------------|---------------------|--------------------|---------------------|--------------------------|-----------------------|
| Pharmacy - Resident Sterile Compounding Pharmacy | 1 | 36 | 24 | 2 | 23 | 478 |
| Physical Therapy Practice - Physical Therapist | 2 | 80 | 32 | 3 | 32 | 0 |
| Physical Therapy Practice - Physical Therapist Assistant | 1 | 46 | 18 | 1 | 19 | 0 |
| Podiatric Medicine - Podiatric Physician | 78 | 95 | 44 | 1 | 35 | 3 |
| Podiatric Medicine - Podiatric Resident Registration | 1 | 0 | 0 | 0 | 0 | 0 |
| Psychology - Psychologist | 1 | 120 | 25 | 3 | 28 | 0 |
| Radiologic Technology - Radiologic Technology | 3 | 77 | 46 | 3 | 37 | 0 |
| Respiratory Care - Certified Respiratory Therapist | 1 | 18 | 10 | 1 | 12 | 0 |
| Respiratory Care - Registered Respiratory Therapist | 0 | 23 | 13 | 0 | 12 | 0 |
| School Psychology - School Psychologist | 0 | 4 | 0 | 1 | 0 | 0 |
| Speech-Language Pathology & Audiology - Audiologist | 0 | 4 | 0 | 0 | 1 | 0 |
| Speech-Language Pathology & Audiology - Speech-Language Pathologist | 0 | 9 | 3 | 0 | 5 | 0 |
| Speech-Language Pathology & Audiology - Speech-Language Pathology Assistant | 0 | 3 | 0 | 0 | 0 | 0 |
| Totals | 3,874 | 18,020 | 5,960 | 378 | 5,846 | 19,598 |
| Referred Non-Jurisdictional | 47 | 196 | 0 | 4 | 0 | 0 |
| Grand Totals | 3,921 | 18,216 | 5,960 | 382 | 5,846 | 19,598 |

Notes: Legally Sufficient excludes 143 found not legally sufficient following commencement of investigation. Investigations Completed includes 3 found not legally sufficient upon completion of investigation.

Definitions: Statutory Report: Reports required by Florida Statute to be submitted to the Department.

Legally Sufficient: Complaints that, if presumed to be true, show a potential violation of Florida Statute or Rules.

Professions not listed have no data to report. For a complete list, please refer to Tables 1 and 2.

Table 9: Probable Cause Actions

Ensuring the safety of Florida's residents and visitors remains a top priority of the department. MQA maintains consistent investigative and enforcement efforts to provide thorough, indisputable evidence in each reported case. Each board or council has a designated panel to determine if there is probable cause or sufficient evidence to bring formal charges against a licensee. This fiscal year probable cause was found in over 2,600 cases.

| Profession | No Probable Cause Found | Probable Cause Found | Administrative Complaints Filed |
|-------------------------------------------------------------------------------------|-------------------------|----------------------|---------------------------------|
| Acupuncturist | 6 | 1 | 1 |
| Athletic Trainer | 3 | 0 | 0 |
| Chiropractic Medicine - Certified Chiropractic Physician's Assistant | 1 | 0 | 0 |
| Chiropractic Medicine - Chiropractic Physician | 39 | 19 | 19 |
| Chiropractic Medicine - Registered Chiropractic Assistant | 7 | 2 | 1 |
| Clinical Social Work - Licensed Clinical Social Worker | 19 | 4 | 3 |
| Clinical Social Work - Registered Clinical Social Worker Intern | 2 | 1 | 0 |
| Dentistry - Dentist | 324 | 46 | 45 |
| Dentistry - Dental Expert Witness Certificate | 2 | 0 | 0 |
| Dentistry - Dental Hygienist | 7 | 6 | 6 |
| Dentistry - Dental Laboratory | 2 | 2 | 3 |
| Dentistry - Dental Radiographer | 4 | 3 | 3 |
| Dentistry - Dental Residency Permits | 1 | 0 | 0 |
| Dentistry - Dental-Health Access Dental | 1 | 0 | 0 |
| Dietetics & Nutrition Practice Council - Dietetics/Nutritionist | 0 | 2 | 1 |
| Electrolysis Council - Electrologist | 7 | 2 | 2 |
| Electrolysis Council - Electrolysis Facility | 3 | 0 | 0 |
| Emergency Medical Services - Emergency Medical Technician | 14 | 14 | 12 |
| Emergency Medical Services - Paramedic | 11 | 21 | 19 |
| Hearing Aid Specialists - Hearing Aid Specialist | 8 | 3 | 4 |
| Marriage and Family Therapy - Licensed Marriage and Family Therapist | 8 | 0 | 0 |
| Marriage and Family Therapy - Registered Marriage and Family Therapist Intern | 1 | 0 | 0 |
| Massage Therapy - Massage Establishment | 79 | 37 | 37 |
| Massage Therapy - Massage Therapist | 187 | 1,000 | 987 |
| Massage Therapy - Massage Therapy Apprentice | 2 | 0 | 0 |
| Medicine - Anesthesiologist Assistants | 1 | 0 | 0 |
| Medicine - Medical Doctor | 760 | 255 | 242 |
| Medicine - Medical Doctor Expert Witness Certificate | 2 | 0 | 0 |
| Medicine - Pain Management Clinic | 19 | 6 | 6 |
| Medicine - Physician Assistant (PA) | 31 | 18 | 15 |

Table 9: Probable Cause Actions (continued)

| Profession | No Probable Cause Found | Probable Cause Found | Administrative Complaints Filed |
|----------------------------------------------------------------------|-------------------------|----------------------|---------------------------------|
| Medicine - Resident Registration | 5 | 0 | 0 |
| Medicine - Temporary Area of Critical Need - Medical Doctor | 6 | 3 | 3 |
| Mental Health Counseling - Licensed Mental Health Counselor | 29 | 13 | 12 |
| Mental Health Counseling - Registered Mental Health Counselor Intern | 12 | 5 | 4 |
| Midwifery - Midwife | 3 | 3 | 3 |
| Nursing - Advanced Registered Nurse Practitioner (ARNP) | 60 | 23 | 20 |
| Nursing - Certified Nursing Assistant (CNA) | 371 | 356 | 322 |
| Nursing - Licensed Practical Nurse (LPN) | 173 | 155 | 144 |
| Nursing - Registered Nurse (RN) | 382 | 420 | 378 |
| Nursing Home Administrators - Nursing Home Administrator | 13 | 0 | 0 |
| Occupational Therapy Practice - Occupational Therapist | 8 | 5 | 3 |
| Occupational Therapy Practice - Occupational Therapy Assistant | 3 | 2 | 2 |
| Opticianry - Apprentice Optician | 3 | 0 | 0 |
| Opticianry - Optician | 4 | 2 | 2 |
| Optometry - Optometrist | 14 | 0 | 0 |
| Orthotists & Prosthetists - Orthotic Fitter | 1 | 0 | 0 |
| Orthotists & Prosthetists - Prosthetist | 1 | 0 | 0 |
| Orthotists & Prosthetists - Prosthetist-Orthotist | 2 | 0 | 0 |
| Osteopathic Medicine - Osteopathic Physician | 71 | 31 | 28 |
| Pharmacy - Consultant Pharmacist | 7 | 3 | 3 |
| Pharmacy - Nonresident Sterile Compounding Pharmacy | 5 | 2 | 2 |
| Pharmacy - Nuclear Pharmacist | 1 | 0 | 0 |
| Pharmacy - Pharmacist | 123 | 33 | 32 |
| Pharmacy - Pharmacy | 142 | 45 | 39 |
| Pharmacy - Registered Pharmacy Technician | 20 | 43 | 32 |
| Pharmacy - Resident Sterile Compounding Pharmacy | 17 | 1 | 1 |
| Physical Therapy Practice - Physical Therapist | 12 | 9 | 8 |
| Physical Therapy Practice - Physical Therapist Assistant | 6 | 15 | 15 |
| Podiatric Medicine - Certified Podiatric X-Ray Assistant | 1 | 0 | 0 |
| Podiatric Medicine - Podiatric Physician | 29 | 13 | 11 |
| Psychology - Psychologist | 21 | 2 | 1 |
| Radiologic Technology - Radiologic Technology | 14 | 23 | 21 |
| Respiratory Care - Certified Respiratory Therapist | 2 | 10 | 8 |

Table 9: Probable Cause Actions (continued)

| Profession | No Probable Cause Found | Probable Cause Found | Administrative Complaints Filed |
|---------------------------------------------------------------------|-------------------------|----------------------|---------------------------------|
| Respiratory Care - Registered Respiratory Therapist | 7 | 13 | 12 |
| School Psychology - School Psychologist | 4 | 0 | 0 |
| Speech-Language Pathology & Audiology - Speech-Language Pathologist | 3 | 0 | 0 |
| Total | 3,126 | 2,672 | 2,512 |

Professions not listed have no data to report. For a complete list, please refer to Tables 1 and 2.

Table 10: Disciplinary Cases

MQA, in conjunction with the boards, works to enforce health care standards through timely discipline of health care professionals and facilities found in violation of the law. This fiscal year final orders were issued in 1,529 cases against health care practitioners. Some practitioners were determined to need additional training to prevent errors, while others were reprimanded or sanctioned.

| Profession | Revocations | Voluntary Surrenders | Suspensions | Probations | Limitations-Obligations | Fines | Reprimands | Citations | Dismissals | Cases Resolved Through Final Order |
|----------------------------------------------------------------------|-------------|----------------------|-------------|------------|-------------------------|-------|------------|-----------|------------|------------------------------------|
| Chiropractic Medicine - Chiropractic Physician | 0 | 2 | 1 | 0 | 1 | 1 | 0 | 2 | 7 | 5 |
| Chiropractic Medicine - Registered Chiropractic Assistant | 0 | 2 | 0 | 0 | 0 | 0 | 0 | 0 | 1 | 2 |
| Clinical Social Work - Licensed Clinical Social Worker | 1 | 0 | 0 | 0 | 1 | 1 | 0 | 0 | 0 | 2 |
| Clinical Social Work - Registered Clinical Social Worker Intern | 0 | 1 | 0 | 0 | 0 | 0 | 0 | 0 | 0 | 1 |
| Dentistry - Dental | 1 | 2 | 0 | 2 | 13 | 14 | 4 | 1 | 27 | 26 |
| Dentistry - Dental Hygienist | 1 | 2 | 1 | 0 | 0 | 0 | 0 | 0 | 1 | 4 |
| Dentistry - Dental Laboratory | 0 | 0 | 0 | 0 | 1 | 1 | 0 | 0 | 1 | 1 |
| Dentistry - Dental Radiographer | 0 | 2 | 0 | 0 | 1 | 1 | 1 | 0 | 1 | 3 |
| Dietetics & Nutrition Practice Council - Dietetics/Nutritionist | 0 | 1 | 0 | 0 | 0 | 0 | 0 | 0 | 0 | 1 |
| Electrolysis Council - Electrologist | 1 | 1 | 0 | 0 | 0 | 0 | 0 | 0 | 0 | 2 |
| Emergency Medical Services - Emergency Medical Technician | 2 | 3 | 2 | 0 | 2 | 2 | 1 | 0 | 1 | 9 |
| Emergency Medical Services - Paramedic | 1 | 2 | 5 | 0 | 3 | 3 | 2 | 0 | 3 | 11 |
| Hearing Aid Specialists - Hearing Aid Specialist | 1 | 3 | 0 | 0 | 1 | 2 | 0 | 0 | 2 | 5 |
| Marriage and Family Therapy - Licensed Marriage and Family Therapist | 0 | 0 | 1 | 0 | 0 | 0 | 0 | 0 | 0 | 1 |
| Massage Therapy - Massage Establishment | 0 | 0 | 0 | 0 | 3 | 3 | 2 | 1 | 7 | 3 |
| Massage Therapy - Massage Therapist | 14 | 43 | 26 | 0 | 75 | 96 | 34 | 0 | 40 | 151 |

Table 10: Disciplinary Cases (continued)

| Profession | Revocations | Voluntary Surrenders | Suspensions | Probations | Limitations- Obligations | Fines | Reprimands | Citations | Dismissals | Cases Resolved Through Final Order |
|----------------------------------------------------------------------|-------------|-------------------------|-------------|------------|-----------------------------|-------|------------|-----------|------------|---------------------------------------------|
| Medicine - Medical Doctor | 9 | 50 | 25 | 6 | 102 | 117 | 35 | 1 | 37 | 192 |
| Medicine - Medical Doctor Expert Witness Certificate | 0 | 1 | 0 | 0 | 0 | 0 | 0 | 0 | 0 | 1 |
| Medicine - Pain Management Clinic | 1 | 0 | 0 | 0 | 6 | 6 | 5 | 0 | 9 | 7 |
| Medicine - Physician Assistant (PA) | 4 | 3 | 1 | 0 | 4 | 4 | 2 | 2 | 4 | 12 |
| Medicine - Resident Registration | 0 | 0 | 0 | 0 | 0 | 0 | 0 | 0 | 1 | 0 |
| Medicine - Temporary Area of Critical Need - Medical Doctor | 0 | 0 | 2 | 0 | 2 | 2 | 1 | 0 | 0 | 3 |
| Mental Health Counseling - Licensed Mental Health Counselor | 0 | 2 | 1 | 1 | 1 | 2 | 1 | 0 | 3 | 4 |
| Mental Health Counseling - Registered Mental Health Counselor Intern | 1 | 0 | 0 | 0 | 0 | 0 | 0 | 0 | 0 | 1 |
| Midwifery - Midwife | 0 | 4 | 1 | 0 | 0 | 1 | 0 | 0 | 0 | 5 |
| Nursing - Advanced Registered Nurse Practitioner (ARNP) | 4 | 2 | 7 | 5 | 7 | 6 | 2 | 0 | 3 | 23 |
| Nursing - Certified Nursing Assistant (CNA) | 130 | 49 | 67 | 17 | 29 | 21 | 23 | 0 | 18 | 288 |
| Nursing - Licensed Practical Nurse (LPN) | 25 | 24 | 69 | 18 | 27 | 27 | 9 | 0 | 11 | 150 |
| Nursing - Registered Nurse (RN) | 33 | 65 | 230 | 36 | 103 | 40 | 29 | 0 | 40 | 417 |
| Nursing Home Administrators - Nursing Home Administrator | 0 | 1 | 0 | 0 | 0 | 0 | 0 | 0 | 0 | 1 |
| Occupational Therapy Practice - Occupational Therapist | 2 | 1 | 1 | 1 | 2 | 3 | 1 | 0 | 1 | 6 |
| Occupational Therapy Practice - Occupational Therapy Assistant | 0 | 0 | 0 | 0 | 0 | 0 | 0 | 0 | 1 | 0 |
| Opticianry - Optical Establishment Permit | 0 | 0 | 0 | 0 | 2 | 0 | 2 | 0 | 0 | 2 |
| Opticianry - Optician | 1 | 0 | 0 | 0 | 0 | 0 | 0 | 0 | 0 | 1 |
| Optometry - Optometrist | 0 | 0 | 0 | 0 | 3 | 3 | 0 | 0 | 0 | 3 |
| Osteopathic Medicine - Osteopathic Physician | 2 | 6 | 1 | 4 | 12 | 13 | 5 | 0 | 4 | 23 |
| Pharmacy - Consultant Pharmacist | 0 | 0 | 0 | 0 | 1 | 1 | 0 | 0 | 0 | 1 |
| Pharmacy - Nonresident Sterile Compounding Pharmacy | 0 | 1 | 0 | 0 | 0 | 0 | 0 | 0 | 1 | 1 |

Table 10: Disciplinary Cases (continued)

| Profession | Revocations | Voluntary Surrenders | Suspensions | Probations | Limitations- Obligations | Fines | Reprimands | Citations | Dismissals | Cases Resolved Through Final Order |
|---------------------------------------------------------------------|-------------|-------------------------|-------------|------------|-----------------------------|-------|------------|-----------|------------|---------------------------------------------|
| Pharmacy - Pharmacist | 3 | 4 | 3 | 7 | 11 | 15 | 1 | 0 | 3 | 26 |
| Pharmacy - Pharmacist Intern | 2 | 0 | 0 | 0 | 0 | 0 | 0 | 0 | 0 | 2 |
| Pharmacy - Pharmacy | 9 | 11 | 0 | 4 | 4 | 6 | 0 | 1 | 5 | 28 |
| Pharmacy - Registered Pharmacy Technician | 14 | 16 | 6 | 1 | 4 | 5 | 0 | 0 | 4 | 39 |
| Pharmacy - Resident Sterile Compounding Pharmacy | 0 | 0 | 0 | 1 | 0 | 1 | 0 | 0 | 0 | 1 |
| Physical Therapy Practice - Physical Therapist | 1 | 1 | 2 | 1 | 8 | 9 | 5 | 0 | 1 | 12 |
| Physical Therapy Practice - Physical Therapist Assistant | 0 | 2 | 1 | 1 | 1 | 2 | 1 | 0 | 1 | 5 |
| Podiatric Medicine - Podiatric Physician | 0 | 4 | 2 | 1 | 1 | 4 | 3 | 0 | 2 | 8 |
| Psychology - Psychologist | 0 | 1 | 0 | 0 | 1 | 1 | 0 | 0 | 1 | 2 |
| Radiologic Technology - Radiologic Technology | 0 | 3 | 6 | 7 | 5 | 16 | 7 | 0 | 1 | 19 |
| Respiratory Care - Certified Respiratory Therapist | 0 | 3 | 0 | 1 | 1 | 3 | 1 | 0 | 1 | 6 |
| Respiratory Care - Registered Respiratory Therapist | 1 | 3 | 5 | 1 | 1 | 6 | 4 | 0 | 2 | 10 |
| Respiratory Care - Respiratory Care Practitioner Critical Care | 0 | 0 | 1 | 0 | 0 | 0 | 0 | 0 | 0 | 1 |
| Speech-Language Pathology & Audiology - Audiologist | 1 | 0 | 0 | 0 | 0 | 0 | 0 | 0 | 0 | 1 |
| Speech-Language Pathology & Audiology - Speech-Language Pathologist | 0 | 0 | 0 | 1 | 0 | 1 | 1 | 0 | 0 | 1 |
| Totals | 265 | 321 | 467 | 116 | 439 | 439 | 182 | 8 | 245 | 1,529 |

Professions not listed have no data to report. For a complete list, refer to Tables 1 and 2.

Table 11: Medical Malpractice Claims

| Profession | Civil Court Claims Received | Closed Claims Received | NICA Claims | Emergency 3 In 5 Initiated | Emergency 3 In 5 Discipline | Closed Claims Discipline | Closed Claims Non- Discipline |
|-------------------------------------------------------------|--------------------------------|---------------------------|-------------|-------------------------------|--------------------------------|-----------------------------|----------------------------------|
| Chiropractic Medicine - Chiropractic Physician | 0 | 17 | 0 | 0 | 0 | 0 | 1 |
| Dentistry - Dentist | 9 | 260 | 0 | 0 | 0 | 3 | 37 |
| Dentistry - Dentist Residency Permits | 0 | 1 | 0 | 0 | 0 | 0 | 0 |
| Electrolysis Council - Electrologist | 0 | 2 | 0 | 0 | 0 | 0 | 0 |
| Emergency Medical Services - Paramedic | 0 | 1 | 0 | 0 | 0 | 0 | 0 |
| Medicine - Limited License Medical Doctor | 0 | 3 | 0 | 0 | 0 | 0 | 0 |
| Medicine - Medical Doctor | 186 | 2,074 | 72 | 3 | 0 | 15 | 41 |
| Medicine - Physician Assistant (PA) | 6 | 45 | 0 | 0 | 0 | 0 | 2 |
| Medicine - Resident Registration | 1 | 6 | 3 | 0 | 0 | 0 | 0 |
| Medicine - Temporary Area of Critical Need - Medical Doctor | 0 | 6 | 0 | 0 | 0 | 0 | 0 |
| Midwifery - Midwife | 0 | 3 | 0 | 0 | 0 | 0 | 0 |
| Nursing - Advanced Registered Nurse Practitioner (ARNP) | 8 | 38 | 4 | 0 | 0 | 0 | 0 |
| Nursing - Certified Nursing Assistant (CNA) | 3 | 1 | 0 | 0 | 0 | 0 | 0 |
| Nursing - Licensed Practical Nurse (LPN) | 6 | 0 | 0 | 0 | 0 | 0 | 0 |
| Nursing - Registered Nurse (RN) | 7 | 11 | 0 | 0 | 0 | 0 | 0 |
| Nursing Home Administrators - Nursing Home Administrator | 158 | 0 | 0 | 0 | 0 | 0 | 0 |
| Optometry - Optometrist | 1 | 5 | 0 | 0 | 0 | 0 | 0 |
| Osteopathic Medicine - Osteopathic Physician | 16 | 222 | 6 | 0 | 0 | 0 | 8 |
| Pharmacy - Consultant Pharmacist | 0 | 1 | 0 | 0 | 0 | 0 | 0 |
| Pharmacy - Pharmacist | 2 | 0 | 0 | 0 | 0 | 0 | 1 |
| Pharmacy - Pharmacy | 6 | 0 | 0 | 0 | 0 | 0 | 0 |
| Pharmacy - Resident Sterile Compounding Pharmacy | 1 | 0 | 0 | 0 | 0 | 0 | 0 |
| Physical Therapy Practice - Physical Therapist | 0 | 1 | 0 | 0 | 0 | 0 | 0 |
| Podiatric Medicine - Podiatric Physician | 19 | 58 | 0 | 0 | 0 | 0 | 4 |
| Podiatric Medicine - Podiatric Resident Registration | 1 | 0 | 0 | 0 | 0 | 0 | 0 |
| Psychology - Psychologist | 0 | 1 | 0 | 0 | 0 | 0 | 0 |
| Radiologic Technology - Radiologic Technology | 1 | 0 | 0 | 0 | 0 | 0 | 0 |
| Respiratory Care - Certified Respiratory Therapist | 0 | 1 | 0 | 0 | 0 | 0 | 0 |
| Totals | 431 | 2,757 | 85 | 3 | 0 | 18 | 94 |
| Referred Non-Jurisdictional | 34 | 4 | 1 | 0 | 0 | 0 | 0 |
| Grand Totals | 465 | 2,761 | 86 | 3 | 0 | 18 | 94 |

Professions not listed have no data to report. For a complete list, refer to Tables 1 and 2.

Table 12: Hospital Annual Report Claims

There is no data to report.

Table 13: Unlicensed Activity

From educating the public, to conducting complex investigations and issuing cease and desist orders, the department's Unlicensed Activity (ULA) program is dedicated to protecting the people of Florida and remaining at the forefront of health care regulation. Working in Tallahassee and 11 field offices throughout the state, the ULA program investigates all unlicensed health care activity complaints and has long-standing partnerships with law enforcement and state attorney offices to prosecute individuals practicing without a license.

| Profession | Complaints Received | Referred For Investigations | Inquiries Completed | Investigations Completed | Cease And Desists Issued | Referred To Law Enforcement |
|----------------------------------------------------------------------|---------------------|-----------------------------|---------------------|--------------------------|--------------------------|-----------------------------|
| Acupuncturist | 13 | 11 | 0 | 11 | 4 | 4 |
| Athletic Trainer | 1 | 1 | 1 | 1 | 1 | 1 |
| Chiropractic Medicine - Certified Chiropractic Physician's Assistant | 1 | 1 | 0 | 1 | 1 | 1 |
| Chiropractic Medicine - Chiropractic Physician | 13 | 9 | 5 | 11 | 2 | 2 |
| Chiropractic Medicine - Registered Chiropractic Assistant | 2 | 1 | 0 | 2 | 0 | 0 |
| Clinical Laboratory Personnel - Clinical Laboratory Personnel | 2 | 2 | 0 | 2 | 0 | 0 |
| Clinical Social Work - Licensed Clinical Social Worker | 6 | 5 | 1 | 4 | 0 | 0 |
| Dentistry - Dentist | 58 | 46 | 3 | 51 | 13 | 14 |
| Dentistry - Dental Hygienist | 3 | 1 | 1 | 2 | 1 | 1 |
| Dentistry - Dental Laboratory | 15 | 15 | 0 | 14 | 9 | 9 |
| Dentistry - Dental Radiographer | 0 | 0 | 0 | 1 | 0 | 0 |
| Dietetics & Nutrition Practice Council - Dietetics/Nutritionist | 26 | 20 | 2 | 22 | 11 | 12 |
| Dietetics & Nutrition Practice Council - Nutrition Counselor | 3 | 5 | 0 | 6 | 3 | 4 |
| Electrolysis Council - Electrologist | 14 | 13 | 1 | 14 | 10 | 8 |
| Electrolysis Council - Electrolysis Facility | 8 | 6 | 0 | 8 | 4 | 4 |
| Emergency Medical Services - Emergency Medical Technician | 3 | 1 | 0 | 1 | 0 | 0 |
| Emergency Medical Services - Paramedic | 1 | 1 | 0 | 1 | 1 | 1 |
| Hearing Aid Specialists - Hearing Aid Specialist | 3 | 3 | 0 | 2 | 2 | 1 |
| Hearing Aid Specialists - Hearing Aid Specialist Trainee | 1 | 1 | 0 | 1 | 0 | 0 |
| Marriage and Family Therapy - Licensed Marriage and Family Therapist | 5 | 5 | 0 | 5 | 1 | 1 |
| Massage Therapy - Massage Establishment | 307 | 291 | 14 | 292 | 155 | 132 |
| Massage Therapy - Massage Therapist | 322 | 305 | 12 | 301 | 155 | 134 |
| Medical Physicist - Medical Nuclear Radiological Physicist | 1 | 1 | 0 | 1 | 0 | 0 |
| Medicine - Medical Doctor | 198 | 176 | 16 | 181 | 61 | 47 |
| Medicine - Office Surgery Registration | 1 | 3 | 2 | 3 | 1 | 1 |
| Medicine - Pain Management Clinic | 3 | 2 | 0 | 2 | 0 | 0 |
| Medicine - Physician Assistant (PA) | 3 | 3 | 0 | 4 | 1 | 2 |
| Mental Health Counseling - Licensed Mental Health Counselor | 26 | 28 | 0 | 25 | 14 | 9 |
| Mental Health Counseling - Registered Mental Health Counselor Intern | 1 | 1 | 0 | 2 | 0 | 0 |
| Midwifery - Midwife | 3 | 3 | 0 | 3 | 1 | 1 |
| Nursing - Certified Nursing Assistant (CNA) | 33 | 29 | 0 | 28 | 7 | 10 |
| Nursing - Licensed Practical Nurse (LPN) | 7 | 7 | 0 | 5 | 5 | 4 |
| Nursing - Registered Nurse (RN) | 46 | 38 | 4 | 41 | 5 | 9 |
| Occupational Therapy Practice - Occupational Therapist | 4 | 2 | 0 | 2 | 0 | 0 |
| Occupational Therapy Practice - Occupational Therapy Assistant | 1 | 1 | 0 | 1 | 0 | 0 |
| Opticianry - Optical Establishment Permit | 50 | 46 | 6 | 44 | 27 | 25 |

Table 13: Unlicensed Activity (continued)

| Profession | Complaints Received | Referred For Investigations | Inquiries Completed | Investigations Completed | Cease And Desists Issued | Referred To Law Enforcement |
|---------------------------------------------------------------------|---------------------|-----------------------------|---------------------|--------------------------|--------------------------|-----------------------------|
| Opticianry - Optician | 37 | 25 | 11 | 26 | 7 | 9 |
| Optometry - Optometrist | 5 | 4 | 1 | 6 | 1 | 2 |
| Orthotists & Prosthetists - Orthotic Fitter | 2 | 1 | 1 | 1 | 1 | 1 |
| Orthotists & Prosthetists - Orthotist | 4 | 4 | 0 | 4 | 2 | 2 |
| Orthotists & Prosthetists - Prosthetist | 1 | 0 | 0 | 0 | 0 | 0 |
| Orthotists & Prosthetists - Prosthetist-Orthotist | 5 | 5 | 0 | 2 | 0 | 0 |
| Osteopathic Medicine - Osteopathic Physician | 6 | 4 | 2 | 6 | 0 | 0 |
| Pharmacy - Consultant Pharmacist | 1 | 0 | 0 | 0 | 0 | 0 |
| Pharmacy - Nonresident Sterile Compounding Pharmacy | 1 | 0 | 0 | 0 | 0 | 0 |
| Pharmacy - Pharmacist | 28 | 26 | 0 | 26 | 18 | 8 |
| Pharmacy - Pharmacy | 30 | 25 | 2 | 26 | 16 | 12 |
| Pharmacy - Registered Pharmacy Technician | 5 | 5 | 0 | 4 | 3 | 3 |
| Physical Therapy Practice - Physical Therapist | 4 | 4 | 0 | 4 | 2 | 2 |
| Physical Therapy Practice - Physical Therapist Assistant | 3 | 3 | 0 | 3 | 0 | 1 |
| Podiatric Medicine - Podiatric Physician | 3 | 1 | 1 | 1 | 1 | 1 |
| Podiatric Medicine - Podiatric Resident Registration | 1 | 0 | 0 | 0 | 0 | 0 |
| Psychology - Psychologist | 18 | 16 | 2 | 16 | 7 | 7 |
| Radiologic Technology - Radiologic Technology | 32 | 29 | 1 | 29 | 19 | 18 |
| Radiologic Technology - Radiologist Assistant | 1 | 1 | 0 | 1 | 1 | 1 |
| Respiratory Care - Registered Respiratory Therapist | 1 | 1 | 0 | 1 | 0 | 0 |
| Speech-Language Pathology & Audiology - Audiologist | 1 | 1 | 0 | 1 | 0 | 0 |
| Speech-Language Pathology & Audiology - Speech-Language Pathologist | 1 | 1 | 0 | 1 | 0 | 0 |
| Totals | 1,374 | 1,2439 | 89 | 1,253 | 573 | 504 |
| Referred Non-Jurisdictional | 2 | 2 | 0 | 2 | 0 | 0 |
| Grand Totals | 1,376 | 1,241 | 89 | 1,255 | 573 | 504 |

Professions not listed have no data to report. For a complete list, refer to Tables 1 and 2.

Table 14: Student Loan Defaults

| Profession | Reports Of Default Received | Investigations Completed | ESO Issued | Probable Cause Found | No Probable Cause Found | Disciplinary Action Taken | Fine Amounts Imposed |
|------------------------------------------------|-----------------------------|--------------------------|------------|----------------------|-------------------------|---------------------------|----------------------|
| Chiropractic Medicine - Chiropractic Physician | 1 | 1 | 0 | 0 | 0 | 0 | \$0 |
| Osteopathic Medicine - Osteopathic Physician | 0 | 0 | 1 | 1 | 0 | 0 | \$0 |
| Totals | 1 | 1 | 1 | 1 | 0 | 0 | \$0 |

Professions not listed have no data to report. For a complete list, refer to Tables 1 and 2.

Table 15: Revenue, Expenditures, and Cash Balances

MQA must ensure its daily operations are properly financed. MQA is funded by a trust fund which consists of fees and fines collected through the licensing process. The funds are allocated to provide administrative support for the licensing and regulation of health care professionals.

| MQA TF Professions | Beginning Cash Balance | Revenues | Expenditures | Ending Cash Balance | Unlicensed Act Cash BAL |
|------------------------------|------------------------|--------------|--------------|---------------------|-------------------------|
| Acupuncture | \$946,223 | \$67,164 | \$138,771 | \$874,616 | \$17,534 |
| Anesthesiologist Assistants | \$145,938 | \$184,499 | \$43,760 | \$286,677 | \$1,048 |
| Athletic Trainers | \$261,634 | \$337,721 | \$111,894 | \$487,461 | \$60,967 |
| Chiropractic | \$2,721,645 | \$358,635 | \$977,127 | \$2,103,153 | \$45,054 |
| Clinical Laboratory | \$13,990 | \$1,119,800 | \$985,529 | \$148,261 | \$296,309 |
| Certified Nursing Assistants | \$23,680 | \$4,281,867 | \$4,531,416 | \$(225,869) | \$2,124,204 |
| CSW,MFT,MHC | \$507,457 | \$3,778,813 | \$2,475,011 | \$1,811,259 | \$557,803 |
| Dentistry | \$(1,163,216) | \$426,062 | \$3,039,582 | \$(3,776,736) | \$(906,997) |
| Dental Hygienist | \$1,244,591 | \$119,770 | \$365,363 | \$998,998 | \$285,283 |
| Dental Labs | \$364,350 | \$21,781 | \$30,485 | \$355,646 | \$(170,671) |
| Dietetics & Nutrition | \$417,059 | \$506,105 | \$146,678 | \$776,486 | \$(144,268) |
| Electrolysis | \$(585,551) | \$75,767 | \$196,622 | \$(706,406) | \$(190,027) |
| EMS (EMT & PMT) | \$(4,767,548) | \$2,201,160 | \$1,410,045 | \$(3,976,433) | \$(17,906) |
| Hearing Aid Specialist | \$187,404 | \$551,414 | \$180,053 | \$558,765 | \$(89,596) |
| Massage Therapy | \$(5,259,602) | \$2,175,762 | \$5,729,062 | \$(8,812,902) | \$(2,091,262) |
| Medical Physicists | \$140,983 | \$120,906 | \$45,863 | \$216,026 | \$21,467 |
| Medicine | \$5,189,878 | \$18,852,344 | \$15,126,164 | \$8,916,058 | \$(1,543,751) |
| Midwifery | \$(852,199) | \$32,871 | \$43,244 | \$(862,572) | \$(96,698) |
| Nursing | \$7,094,178 | \$19,833,781 | \$14,989,001 | \$11,938,958 | \$12,780,347 |
| Nursing Home Administrator | \$269,212 | \$609,326 | \$236,693 | \$641,845 | \$41,040 |
| Occupational Therapy | \$138,764 | \$1,047,427 | \$677,702 | \$508,489 | \$429,815 |
| Opticianry | \$125,008 | \$534,099 | \$416,776 | \$242,331 | \$(437,517) |
| Optometry | \$957,901 | \$1,203,913 | \$455,284 | \$1,706,530 | \$78,694 |
| Orthotist & Prosthetist | \$341,047 | \$78,383 | \$94,648 | \$324,782 | \$(142,850) |
| Osteopathic Medicine | \$2,474,708 | \$735,436 | \$1,216,483 | \$1,993,661 | \$90,323 |
| Pharmacy | \$91,415 | \$6,805,895 | \$6,402,515 | \$494,795 | \$654,946 |
| Physical Therapy | \$795,325 | \$517,582 | \$1,131,661 | \$181,246 | \$513,154 |
| Physician Assistant | \$2,456,158 | \$339,204 | \$997,436 | \$1,797,926 | \$149,360 |
| Podiatry | \$490,163 | \$74,820 | \$382,249 | \$182,734 | \$29,120 |
| Psychology | \$2,152,299 | \$237,088 | \$537,931 | \$1,851,456 | \$(110,699) |
| Radiological Technicians | \$(456,544) | \$386,827 | \$719,567 | \$(789,284) | \$(187) |
| Respiratory Therapy | \$475,171 | \$1,552,024 | \$723,530 | \$1,303,665 | \$487,038 |
| School Psychology | \$148,513 | \$24,764 | \$37,432 | \$135,845 | \$21,971 |
| Speech-Language & Audiology | \$1,478,170 | \$395,108 | \$425,428 | \$1,447,850 | \$324,809 |
| Total | \$18,568,204 | \$69,588,118 | \$65,021,005 | \$23,135,317 | \$13,067,857 |

Note: Florida Birth-Related Neurological Injury Compensation Association (NICA) is a pass-through and is excluded.

Table 17: Review of the Adequacy of Renewal Fees

MQA collaborates with individual boards to reduce fees whenever possible. A renewal fee analysis is performed annually to compare the cost of regulation against the current renewal fees.

| Profession | FY 16-17 & 17-18 Estimated Expend | Number of Licensees (1) | Cost to Regulate (2) | Renewal Fee Cap (3) | Current Renewal Fee (3) | Sufficient (4) Current Renewal Fee |
|-----------------------------------------------------|--------------------------------------|----------------------------|-------------------------|------------------------|----------------------------|------------------------------------------|
| Acupuncture | \$457,319 | 2,524 | \$181 | \$500 | \$275/\$150 | Yes |
| Anesthesiologist Asst | \$59,656 | 325 | \$184 | \$1,000 | \$200 | Yes |
| Athletic Trainers | \$205,150 | 2,371 | \$87 | \$200/\$100 | \$100/\$50 | Yes |
| Chiropractic | \$2,762,226 | | \$266 | | | Yes |
| Chiropractic | | 6,354 | | \$500 | \$350/\$250 | |
| Chiropractic PA | | 207 | | \$250 | \$55/\$28 | |
| Chiropractic Asst | | 3,812 | | \$25 | \$25 | |
| Clinical Laboratory | \$1,988,082 | | \$124 | | | |
| Director | | 203 | | \$150 | \$130 | |
| Supervisor | | 4,938 | | \$150 | \$110 | |
| Technologist | | 9,039 | | \$150 | \$90 | |
| Technician | | 1,469 | | \$150 | \$50 | |
| Training Program | | 54 | | \$300 | \$300 | |
| Inactive | | 365 | | \$50 | \$50 | |
| Certified Nursing Asst | \$9,229,181 | 149,284 | \$62 | \$50 | \$50 | |
| CSW,MFT,MHC | \$4,861,945 | | \$141 | | | Yes |
| Clinical Social Work | | 10,081 | | \$250/\$50 | \$115/\$50 | |
| Marriage and Fam Ther | | 2,042 | | \$250/\$50 | \$115/\$50 | |
| Mental Health Couns | | 11,059 | | \$250/\$50 | \$115/\$50 | |
| Interns | | 11,179 | | \$100 | \$75 | |
| Mstr Cert Social Worker | | 6 | | \$250 | \$150/\$50 | |
| Dentistry | \$6,903,134 | 13,913 | \$496 | \$300 | \$300 | |
| Dental Hygienist | \$980,375 | 14,114 | \$69 | \$300 | \$80 | Yes |
| Dental Labs | \$89,123 | 954 | \$93 | \$300 | \$200 | Yes |
| Dietetics & Nutrition | \$335,885 | 4,341 | \$77 | \$500 | \$95 | Yes |
| Electrolysis | \$394,189 | 1,653 | \$238 | \$100 | \$100 | |
| Hearing Aid Spec | \$380,007 | 972 | \$391 | \$600 | \$375/\$375 | Yes |
| Massage Therapy | \$10,748,287 | | \$220 | | | |
| Massage Therapist | | 39,411 | | \$200/\$250 | \$100 | |
| Massage Establishment | | 9,467 | | \$150 | \$100 | |
| Medical Physicists | \$89,004 | | \$142 | | | Yes |
| Medical Physicists | | 567 | | \$500 | \$150 | |
| Medical Phys In Trng | | 58 | | No Cap | \$50 | |
| Medicine | \$33,026,588 | 70,678 | \$467 | \$500 | \$350/\$120 | Yes |
| Midwifery | \$145,325 | 200 | \$727 | \$500 | \$500/\$500 | |
| Naturopathic | \$- | 0 | | \$1,000 | \$250 | |
| Nursing | \$31,525,550 | | \$84 | | | Yes |
| Registered Nurse (RN) | | 277,034 | | No Cap | \$65/\$55 | |
| Licensed Practical Nurse | | 72,886 | | No Cap | \$65/\$55 | |
| Advanced Registered Nurse Practitioner (ARNP) | | 25,859 | | No Cap | \$115/\$75 | |
| Clinical Nurse Specialists (CNS) | | 166 | | No Cap | \$140/\$75 | |
| ARNP/CNS | | 28 | | No Cap | \$190/\$75 | |
| Nursing Home Admin | \$482,421 | 1,593 | \$303 | No Cap | \$325 | Yes |

Table 16: Projected Cash Balances

MQA is committed to ensuring the administrative costs of regulation do not serve as a barrier to licensed health care practitioners practicing their profession in Florida.

| MQA TF Professions | Projected Ending Cash Balance 2017-2018 | Projected Ending Cash Balance 2018-2019 | Projected Ending Cash Balance 2019-2020 | Projected Ending Cash Balance 2020-2021 | Projected Ending Cash Balance 2021-2022 | Projected Ending Cash Balance 2022-2023 |
|-----------------------|--------------------------------------------------|--------------------------------------------------|--------------------------------------------------|--------------------------------------------------|--------------------------------------------------|--------------------------------------------------|
| Acupuncture | \$1,190,174 | \$1,058,652 | \$1,540,248 | \$1,403,729 | \$1,878,626 | \$1,737,041 |
| Anesthesiologist Asst | \$260,461 | \$330,293 | \$359,992 | \$428,762 | \$457,994 | \$525,686 |
| Athletic Trainers | \$392,225 | \$595,073 | \$593,537 | \$793,523 | \$789,595 | \$986,680 |
| Chiropractic | \$2,657,332 | \$1,892,503 | \$2,823,825 | \$2,030,064 | \$2,919,680 | \$2,096,603 |
| Clinical Laboratory | \$(63,054) | \$63,853 | \$(137,989) | \$(39,271) | \$(263,851) | \$(193,696) |
| Cert Nurs Asst | \$(519,311) | \$(515,400) | \$(913,624) | \$(1,024,721) | \$(1,544,168) | \$(1,771,802) |
| Cert Social Worker | \$- | \$- | \$- | \$- | \$- | \$- |
| CSW,MFT,MHC | \$229,306 | \$1,975,019 | \$701,089 | \$2,377,578 | \$1,048,323 | \$2,654,669 |
| Dentistry | \$(2,647,898) | \$(5,450,777) | \$(4,402,763) | \$(7,288,796) | \$(6,334,288) | \$(9,304,579) |
| Dental Hygienist | \$1,679,716 | \$1,392,325 | \$2,256,699 | \$1,958,824 | \$2,808,610 | \$2,500,109 |
| Dental Labs | \$425,262 | \$410,886 | \$549,135 | \$533,913 | \$670,730 | \$654,651 |
| Dietetics & Nutrition | \$563,854 | \$927,427 | \$863,481 | \$1,222,928 | \$1,154,512 | \$1,509,778 |
| Electrolysis | \$(664,596) | \$(792,103) | \$(754,493) | \$(887,235) | \$(854,484) | \$(992,530) |
| EMS (EMT & PMD) | \$(4,952,182) | \$(4,235,110) | \$(5,239,092) | \$(4,563,865) | \$(5,600,509) | \$(4,967,682) |
| Hearing Aid Spec | \$360,830 | \$623,405 | \$531,042 | \$788,753 | \$691,526 | \$944,308 |
| Massage Therapy | \$(8,666,615) | \$(12,090,598) | \$(12,058,335) | \$(15,625,628) | \$(15,725,280) | \$(19,437,786) |
| Medical Physicists | \$182,506 | \$249,007 | \$257,209 | \$322,259 | \$329,630 | \$393,210 |
| Medicine | \$10,060,627 | \$13,449,912 | \$15,977,472 | \$18,947,847 | \$21,048,878 | \$23,594,777 |
| Midwifery | \$(827,413) | \$(866,752) | \$(833,469) | \$(874,354) | \$(843,241) | \$(885,693) |
| Naturopathy | \$- | \$- | \$- | \$- | \$- | \$- |
| Nursing | \$12,766,958 | \$15,363,865 | \$18,197,019 | \$20,380,571 | \$22,819,908 | \$24,584,612 |
| Nursing Home Admin | \$454,823 | \$850,120 | \$784,201 | \$1,172,923 | \$1,101,225 | \$1,483,285 |
| Occupational Therapy | \$135,932 | \$516,259 | \$231,111 | \$593,116 | \$293,517 | \$636,958 |
| Opticianry | \$(105,782) | \$(40,161) | \$(348,914) | \$(295,506) | \$(613,799) | \$(572,767) |
| Optometry | \$1,172,421 | \$1,831,423 | \$1,624,846 | \$2,271,982 | \$2,056,453 | \$2,691,566 |
| Ortho & Prosth | \$469,641 | \$386,230 | \$591,475 | \$503,897 | \$705,183 | \$613,384 |
| Osteopathic | \$3,379,147 | \$2,616,276 | \$4,350,591 | \$3,549,334 | \$5,234,077 | \$4,393,924 |
| Pharmacy | \$1,764,866 | \$1,419,214 | \$2,632,731 | \$2,106,667 | \$3,142,298 | \$2,433,424 |
| Physical Therapy | \$1,202,135 | \$485,955 | \$1,510,891 | \$763,539 | \$1,751,961 | \$973,024 |
| Physician Assistant | \$4,029,772 | \$3,366,285 | \$5,924,292 | \$5,235,669 | \$7,762,366 | \$7,048,271 |
| Podiatry | \$506,464 | \$226,155 | \$577,204 | \$287,851 | \$628,972 | \$330,455 |
| Psychology | \$2,713,559 | \$2,362,286 | \$3,576,068 | \$3,209,864 | \$4,409,690 | \$4,028,358 |
| Radiological Tech | \$(194,303) | \$(272,165) | \$(302,667) | \$(401,083) | \$(450,281) | \$(569,525) |
| Respiratory Therapy | \$604,782 | \$1,425,839 | \$968,284 | \$1,769,658 | \$1,294,988 | \$2,076,418 |
| School Psychology | \$222,559 | \$190,545 | \$302,557 | \$269,082 | \$379,486 | \$344,529 |
| Speech-Language | \$1,854,750 | \$1,732,603 | \$2,410,295 | \$2,274,827 | \$2,936,719 | \$2,787,754 |
| Total | \$30,638,944 | \$31,478,343 | \$45,143,949 | \$44,196,704 | \$56,085,045 | \$53,327,416 |

Note: NICA and Unlicensed Activity are excluded from the amounts shown above.

Table 17: Review of the Adequacy of Renewal Fees (continued)

| Profession | FY 16-17 & 17-18 Estimated Expend | Number of Licensees (1) | Cost to Regulate (2) | Renewal Fee Cap (3) | Current Renewal Fee (3) | Sufficient (4) Current Renewal Fee |
|------------------------------|--------------------------------------|----------------------------|-------------------------|------------------------|----------------------------|------------------------------------------|
| Occupational Therapy | \$1,279,254 | 13,853 | \$92 | No Cap | \$55 | Yes |
| Opticianry | \$849,153 | 3,788 | \$224 | \$350/\$50 | \$125/\$50 | |
| Optometry | \$812,498 | | \$240 | | | Yes |
| Optometrist | | 3,369 | | \$300 | \$300 | |
| Optometry Faculty | | 21 | | No Cap | \$100 | |
| Branch Office | | 0 | | \$100 | \$100 | |
| Orthotists & Prosthetics | \$317,348 | 742 | \$428 | \$500 | \$400 | Yes |
| Osteopathic | \$3,438,464 | 9,331 | \$368 | \$500 | \$400/\$200 | Yes |
| Pharmacy | \$13,995,434 | | \$167 | | | Yes |
| Pharmacists | | 31,842 | | \$250 | \$200 | |
| Consultant Pharmacist | | 2,828 | | \$250 | \$100 | |
| Nuclear Pharmacist | | 204 | | \$250 | \$100 | |
| Pharmacies Permit | | 9,835 | | \$250 | \$250 | |
| Pharmacy Technicians | | 38,987 | | \$50 | \$50 | |
| Physical Therapy | \$2,645,182 | | \$98 | | | Yes |
| Physical Therapist | | 17,029 | | \$200 | \$75/\$50 | |
| Physical Therapist Asst | | 9,954 | | \$150 | \$75/\$50 | |
| Physician Assistant | \$2,206,368 | 8,676 | \$254 | \$500 | \$275/\$150 | Yes |
| Podiatry | \$741,305 | | \$300 | | | Yes |
| Podiatric Medicine | | 1,809 | | \$350 | \$350 | |
| Cert Podiatric X-Ray Asst | | 661 | | No Cap | \$75 | |
| Psychology | \$1,128,134 | | \$210 | | | Yes |
| Psychologist | | 5,368 | | \$500 | \$295 | |
| Limited License | | 8 | | \$500 | \$25 | |
| Respiratory Therapy | \$1,436,839 | 11,693 | \$123 | \$200/\$50 | \$120/\$50 | Yes |
| School Psychology | \$119,957 | 812 | \$148 | \$500 | \$190/\$150 | Yes |
| Speech-Lang, P & A | \$1,138,074 | | \$91 | | | Yes |
| Pathologist & Audiologist | | 11,226 | | \$500/\$100 | \$75 | |
| P & A Assist | | 1,349 | | No Cap | \$50 | |
| Total Fund (4) | \$134,771,459 | 932,591 | \$145 | | | |

Notes:

- Emergency Medical Technicians, Paramedics and Radiological Technicians are not included with the MQA trust funded professions as these professions are not governed by Chapter 456, F.S.
- Cost to regulate is computed by adding FY 17-18 and FY 18-19 projected expenditures and dividing the total number of non-delinquent active and inactive licensees eligible to renew as of June 30, 2017.
- Two amounts in the column for fee caps and/or current fees represent two different amounts for active and inactive licenses.
- If there is a projected positive cash balance at June 30, 2023, then the current renewal fee is deemed to be sufficient.

DIVISION DIRECTOR

Lucy C. Gee, MS

Medical Quality Assurance
(850) 245-4444
Lucy.Gee@flhealth.gov

BUREAU CHIEFS

Mark Whitten

Bureau of Enforcement
(850) 245-4123
Mark.Whitten@flhealth.gov

Adrienne Rodgers, BSN, JD

Bureau of Health Care Practitioner Regulation
(850) 245-4095
Adrienne.Rodgers@flhealth.gov

Lola Pouncey

Bureau of Operations
(850) 245-4064
Lola.Pouncey@flhealth.gov

EXECUTIVE DIRECTORS

Joe Baker Jr.

Nursing and Certified Nursing Assistants
(850) 245-4158
Joe.Baker@flhealth.gov

Allen Hall

Dietetics & Nutrition, Electrolysis, Occupational Therapy,
Physical Therapy, Psychology, Respiratory Care
and School Psychology
(850) 245-4374
Allen.Hall@flhealth.gov

C. Erica White, MBA, JD

Pharmacy, Emergency Medical Technician & Paramedic
and Radiologic Technology
(850) 245-4197
Erica.White@flhealth.gov

Kama Monroe, JD

Acupuncture, Massage Therapy, Midwifery, Osteopathic
Medicine and Speech-Language Pathology & Audiology
(850) 245-4162
Kama.Monroe@flhealth.gov

Anthony B. Spivey, DBA

Chiropractic Medicine, Clinical Laboratory Personnel,
Nursing Home Administrators, Medical Physicists, Optometry,
Orthotists & Prosthetists and Podiatric Medicine
(850) 245-4393
Anthony.Spivey@flhealth.gov

Claudia Kemp, JD

Physicians, Physician Assistants, Anesthesiologist Assistants, Office
Surgery Registration and Inspection Program, Pain Management Clinic
Registration and Inspection Program
(850) 245-4130
Claudia.Kemp2@flhealth.gov

Jennifer Wenhold, MSW

Athletic Training, Certified Master Social Worker, Clinical Social Work,
Dentistry, Dental Hygienist, Dental Laboratories, Hearing Aid Specialists,
Marriage and Family Therapy, Mental Health Counseling and Opticianry
(850) 245-4460
Jennifer.Wenhold@flhealth.gov

MAILING ADDRESS

Medical Quality Assurance
4052 Bald Cypress Way Bin C-00
Tallahassee, FL 32399-3250

WEBSITE

www.FLHealthSource.gov
www.FLHealthSource.gov/ULA



